



VILLAGE OF NORTH AURORA, ILLINOIS



DRAFT BUDGET FOR FISCAL YEAR 2017-18



**Village of North Aurora
FY 2017-2018 Budget
Table of Contents**

Introduction and Letter of Transmittal

Village Officials	i
Distinguished Budget Presentation Award.....	ii
Organizational Chart	iii
Letter of Transmittal/Budget Summary.....	iv

Budget Process and Policies

Budget and Financial Planning Process	1
Budget Calendar	3
2016 Strategic Goals and Objectives.....	4
Overview of Fund Structure	6
Budgetary and Fiscal Policies.....	9
Fund Balance and Other Reserve Policies.....	16
Basis of Accounting and Basis of Budgeting.....	19

Financial Overview and Summaries

Budget and Fund Balance Summary	20
Revenues and Expenditures Chart by Fund.....	21
History of Revenues by Type and Expenditures by Function.....	22
Summary of Revenues by Type	24
Summary of Expenditures by Type	25
Major Revenue Descriptions and Analysis	26
Staffing History by Full-Time Equivalents	35
Summary of Debt Obligations and Outstanding Debt.....	37

General Fund

Composition of General Fund Revenues and Expenditures	40
General Fund Summary.....	41
General Fund Revenue Detail by Account	42
Legislative	
Description	44
Actual History and Budget	45
Budget Detail.....	46
Administration/Finance	
Description	48
Actual History and Budget	51
Budget Detail.....	53
Police Department and Police Commission	
Description	56
Actual History and Budget	57
Budget Detail.....	58

Community Development	
Description	61
Actual History and Budget	64
Budget Detail	65
Public Works	
Description	68
Actual History and Budget	70
Budget Detail	71
Non-Departmental and Transfers	
Description	75
Actual History and Budget	76
Budget Detail	77
Motor Fuel Tax Fund	
Description	78
Actual History and Budget	80
Budget Detail	81
Tax Increment Financing Funds	
Route 31 TIF Fund	
Description	82
Actual History and Budget	83
Budget Detail	84
Sperry TIF Fund	
Description	85
Actual History and Budget	86
N. Lincolnway TIF Fund	
Description	87
Actual History and Budget	88
Insurance Fund	
Description	89
Actual History and Budget	90
Tourism Fund	
Description	91
Actual History and Budget	92
Special Service Areas Fund	
Description	93
Actual History and Budget	94
Sanitary Sewer Fund	
Description	96
Actual History and Budget	98

Budget Detail.....	99
Capital Projects Fund	
Description	100
Actual History and Budget	102
Budget Detail.....	104
Debt Service Funds	
Library Debt Service Fund	
Description	105
Actual History and Budget	106
Budget Details	107
Police Station Debt Service Fund	
Description	108
Actual History and Budget	109
Budget Detail.....	110
Waterworks Fund	
Description	111
Actual History and Budget	114
Budget Detail.....	117
Vehicle and Equipment Fund	
Description	122
Actual History and Budget	123
Budget Detail.....	124
Police Pension Trust Fund	
Description	125
Actual History and Budget	126
Budget Detail.....	127
Compensation Schedule	
Salary Schedule and Authorized Staffing.....	128
Demographics	
Early History	130
Location and Climate	131
Population Characteristics	132
Housing and Income.....	133
Labor Market and Educational Characteristics	134
Transportation.....	135
Long-Term Capital Projects.....	136

Appendix

Equalized Assessed Valuation History and Composition	147
Long-Term Debt Schedules by Bond Issuance	148
Glossary and Acronyms	152

**VILLAGE OF NORTH AURORA, ILLINOIS
LIST OF VILLAGE OFFICIALS
FY 2017-18 Budget**



VILLAGE PRESIDENT
Dale Berman

BOARD OF TRUSTEES
Mark Carroll
Laura Curtis
Chris Faber
Mark Gaffino
Mark Guethle
Michael Lowery

VILLAGE CLERK
Lori Murray

VILLAGE ADMINISTRATOR
Steven Bosco

DEPARTMENT HEADS

William Hannah	Finance Director
John Laskowski	Public Works Director
David Summer	Police Chief
Michael Toth	Community Development Director

Officials listed as of the date of the Draft Budget Issuance on March 31, 2017.



GOVERNMENT FINANCE OFFICERS ASSOCIATION

*Distinguished
Budget Presentation
Award*

PRESENTED TO

**Village of North Aurora
Illinois**

For the Fiscal Year Beginning

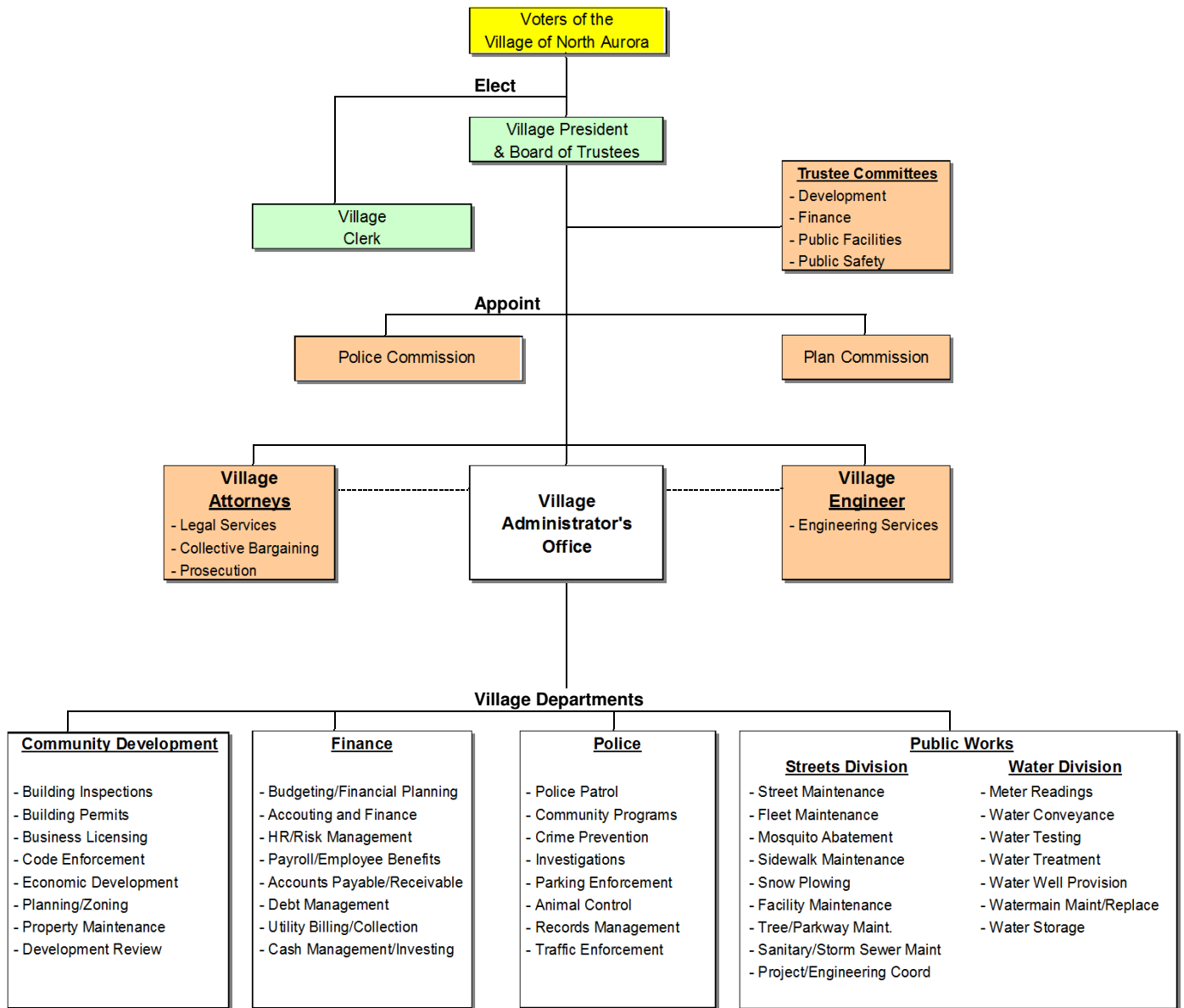
June 1, 2016

Executive Director

The Government Finance Officers Association of the United States and Canada (GFOA) presented a Distinguished Budget Presentation Award to the **Village of North Aurora, Illinois** for its annual budget for the fiscal year beginning **June 1, 2016**. In order to receive this award, a governmental unit must publish a budget document that meets program criteria as a policy document, as an operations guide, as a financial plan, and as a communications device.

This award is valid for a period of one year only. We believe our current budget continues to conform to program requirements, and we are submitting it to GFOA to determine its eligibility for another award.

Village of North Aurora Organization Chart





May 30, 2017

Citizens of North Aurora
President and Board of Trustees

Enclosed is the **Draft Budget for the Village of North Aurora for Fiscal Year 2017-2018**. This budget will guide the allocation of resources for June 1, 2017 through May 31, 2018. The total budget for all funds is \$25,805,292. This Budget provides the financial framework that will allow the Village to address the goals and objectives of the Village Board.

This Budget:

- Continues to advance numerous capital projects using planned reserves and current funding sources
- Maintains the Village's strong financial standing and position
- Provides a "balanced" operating budget for the coming year, and
- Addresses goals and objectives identified by the Board through the strategic planning process

Village Economic Environment

The Village continues to see many positive indicators of growth and economic activity. New businesses and restaurants have opened contributing to the Village's sales tax revenue which comprises 44% of all General Fund revenues that funds police protection, public works and general village services. The Springs Apartments at Orchard and Oak are well under construction and will contribute to the Village's tax base and support for retail businesses. Gerald Auto group completed their expansion into an underutilized site at the Auto Mall and further development of the Randall Crossings development with new townhomes and a hotel at the corner of Orchard and Randall are in progress. A developer is beginning completion of the Windstone subdivision to include approximately 30 new single-family homes and there has been interest in development multi-family projects elsewhere in the Village. Demolition of the old Marathon gas station on Rt. 31 was completed and other private improvement projects were initiated in order to improve the Rt. 31 corridor. Construction of the second industrial building along Orchard Gateway was completed during the year significantly adding to the tax base for the Village.

The equalized assessed valuation (EAV) of the Village for 2016 increased by more than 5.8% to 486,825,058, the second consecutive strong increase in EAV since 2008 as almost 4.9 million in new construction EAV was added during 2016 (equivalent of almost fifteen (15) million in market value, and current property valuations increased by

roughly 4.7%. Based on current developments it is anticipated that this increase will continue for 2017 and the near future.

The regional and national economic expansion that impacts the Village has continued. The Federal Reserve began its pace of increasing interest rates with the potential for further rate increases this year, resulting in additional investment income to the Village. Unemployment rates continue to drop although concerns remain regarding the number of people who are underemployed or have dropped from the workforce altogether.

The targeted, partial special census of the Mirador and Randall Highlands subdivisions was completed in 2016 resulting in an increase in the Village's official population from 16,760 to 17,441. This was an increase of 681 resulting in approximately \$101,000 in additional revenues from state-shared income tax, use tax and motor fuel tax revenue on an annually until numbers are reset after the 2020 decennial census is completed.

As with other previous budgets the Village has made in the last few years there will continue to be significant monitoring of actions by the State of Illinois as it attempts to address its current budget impasse, structural deficits and other liabilities. Certain proposals made over the last several years have considered reductions in the municipal share of income tax revenue, property tax freezes and others that may impact the Village's finances and budget going forward. If changes are made at the State level which impact the Village's budget, adjustments will be considered after analyzing how those changes will impact the Village in both the short and long-term. This uncertainty has been taken into account during the development of this budget.

The locally positive economic and development outlook tempered with macro-economic concerns/cautions and State legislative uncertainty has guided the creation of this Budget which as with prior budgets advances key capital initiatives for the community, promotes the efficient and effective provision of services, encourages long-term planning and recognizes short and long-term uncertainty with the current environment.

Current Year Overview and Accomplishments

The Village accomplished and made progress on many goals during the year. Some of the more significant ones that improved services to the community or completed capital projects include:

- Completion of the 2016 strategic planning update to the Village Board's strategic goals and objectives and continued progress on implementing many of the goals outlined in the strategic plan
- Completion of the partial, special census of the Village with a new population of 17,441 and increase of 4.1%.
- Installation of new gateway signs throughout the Village
- Initiation of the painting and rehabilitation of the west-side Auto Mall water tower
- Completion of the issuance on bonds to fund construction of two new deep water wells, new water tower and watermain replacement projects
- Demolition of the old Marathon gas station at 24 S. Lincolnway
- Completed the reorganization of Water and Public Works operating departments into one Department, including the creation and hiring of the Village's first Public Works Director

- Completed the 2016 road improvement program (1.6 miles) on Hansen Drive, Overland Lane, Airport (West of Alder), John Street (Roberts to Rt. 31), Dee Rd. (Banbury to Laurel), Banbury Road (Dee to Ridge)
- Worked with IDOT who initiated the project for the reconstruction of Airport Road, Alder Drive and Ice Cream Drive; the \$1.8 million dollar project will be substantially funded by the State with an estimated contribution from the Village of \$400,000
- Completed most of the removal of parkway trees infected with the emerald ash boer and planted replacement trees
- Initiated the 2017 watermain replacement program on Cherrytree
- Completed several improvements to operational efficiency and effectiveness through the deployment of new information technology and reporting in all departments and replacement of departmental ERP systems
- Completed design concepts for improvements to Riverfront Park and possible adaptive re-uses of the silo

Overall Budget Highlights for FY 2017-18

As indicated above the Budget continues the aggressive replacement of capital infrastructure within the Village and the continued efficient and effective delivery of services to the community.

The following table shows the budget for each fund of the Village for FY 2017-18:

<u>Fund</u>	<u>Revenues</u>	<u>Expenditures</u>
General	10,743,320	10,726,301
Motor Fuel Tax	470,000	995,340
Route 31 TIF	397,159	915,653
Sperry TIF	4,367	2,000
N. Lincolnway TIF	12,224	41,000
Insurance	338,000	336,000
Tourism	160,300	157,500
Special Service Areas	25,310	40,140
Sanitary Sewer	220,000	352,875
Capital Projects	1,827,000	1,824,000
Library Debt Service	540,919	534,976
Police Station Debt Service	624,875	623,200
Waterworks	2,718,500	7,719,385
Vehicle and Equipment Fund	422,130	595,400
Police Pension Trust	2,444,300	941,522
TOTAL:	20,948,404	25,805,292

Following is a summary of some of the budget highlights, many are related to the Village's strategic plan updated in 2016:

- Continuation of Village Board strategic planning, updates and implementation for \$10,000.
- Beginning of the implementation of a GIS system for the Village through a proposed contractual relationship with Kane County for \$48,500

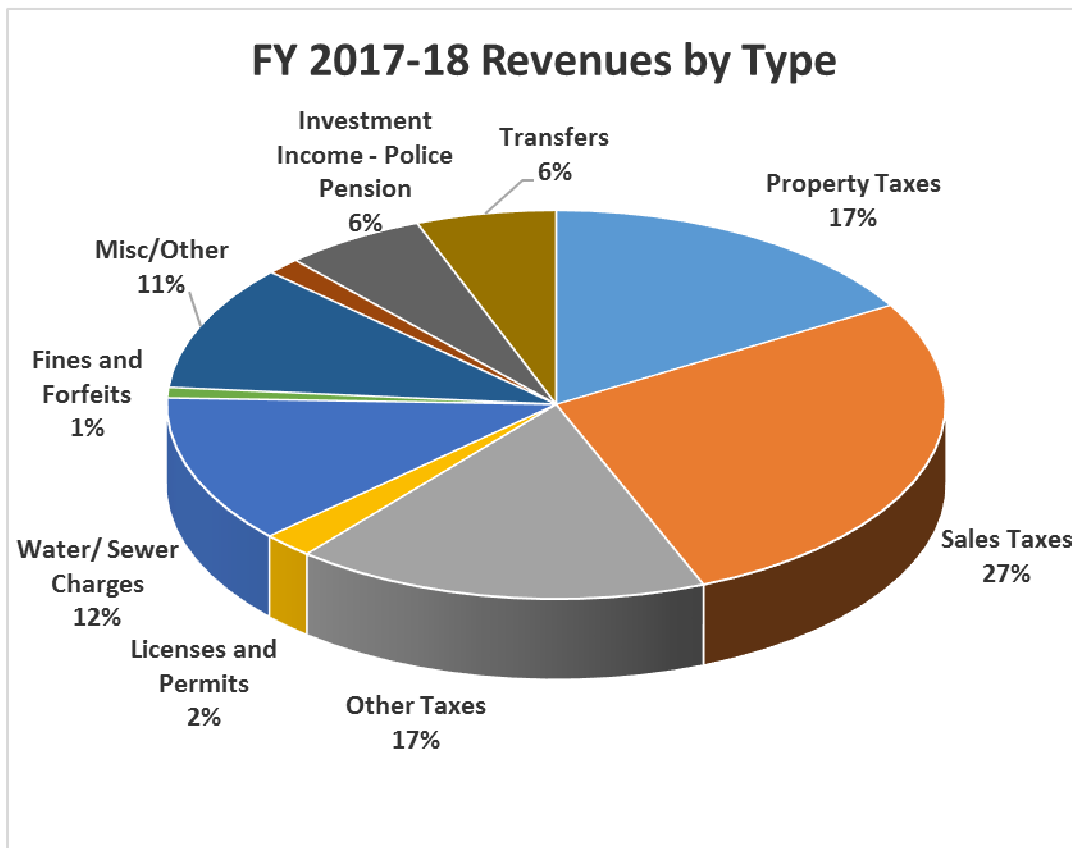
- Allocation of funds for development/redevelopment plans and strategies for \$25,000
- Allocation of funds to conduct an analysis of space/storage/facility needs for Public Works facilities for \$25,000
- Completion of the Phase III of the Smoketree Lane reconstruction project for \$365,000 using accumulated TIF increment
- Allocation of \$350,000 in accumulated Rt. 31 TIF increment for the furtherance of strategic goals and objectives identified by the Board consistent with the Rt. 31 Redevelopment Plan and update of the Comprehensive Plan.
- Reconstruction of the alley North of Oak Street towards Monroe for \$41,000 using accumulated TIF increment in the North Lincolnway TIF Fund
- Utilization of sanitary sewer funds to complete 130,000 linear feet of sanitary sewer televising and cleaning for \$180,000
- Construction of the 2017 road improvement program (2.7 miles) for \$1,394,000 consisting of segments on:
 - Acorn (Magnolia to Butternut)
 - Alder Dr (Ice Cream to the North End)
 - Cherrytree Ct (Kingswood Dr to Oak St)
 - Feltes Lane (Pinecreek Dr to Private Dr)
 - Deerpath Rd (Tanner Trails North to 941 Deerpath)
 - Magnolia Drive (Acorn to the end East of Juniper)
 - Mitchell Road (Liberty Business North to Oak St)
 - Seavey Rd (Portions)
- Replacement of twenty-four (24) street light poles and conversion of 144 street lights to LED for almost \$160,000 using MFT revenues from the State.
- Bidding and construction of two new deep wells (Well #8 and Well #9) with an estimated construction cost of \$2,175,000 each that once completed the Village will have six active wells all running through either the West or East tWater treatment plant
- Initiation of construction of the new central 750,000 gallon water tower with an estimated total construction cost of \$1,800,000
- Continued replacement of equipment at the water treatment plant facilities including three (3) MIOX replacement units at the east treatment plant for \$240,000
- Purchase/replacement of the following vehicles and equipment:
 - Purchase of a replacement of five (5) police squad vehicles with Ford Interceptor Explorers for \$230,000 including changeover costs from the Chevrolet Caprices
 - Purchase of a new replacement 5-Yard Dump Truck for Public Works for \$150,000
 - Purchase of a replacement pickup truck for Public Works for \$23,000 and a replacement vehicle for Village Hall use for \$25,000
 - Purchase and implementation of a new police facility camera system for \$55,000
 - Purchase of a sewer easement machine for \$60,000

Revenues

Total Village revenues for FY 2017-18 across all Village Funds are projected to be \$20,948,404. The chart below shows the composition of all Village revenues by type:

Revenues

Property Taxes	3,451,279
Sales Taxes	5,730,000
Other Taxes	3,606,000
Licenses and Permits	442,300
Water/ Sewer Charges	2,590,500
Fines and Forfeits	182,500
Misc./Other	2,203,350
Investment Income - Village	294,000
Investment Income - Police Pension	1,230,300
Transfers	1,218,175
TOTAL:	20,948,404



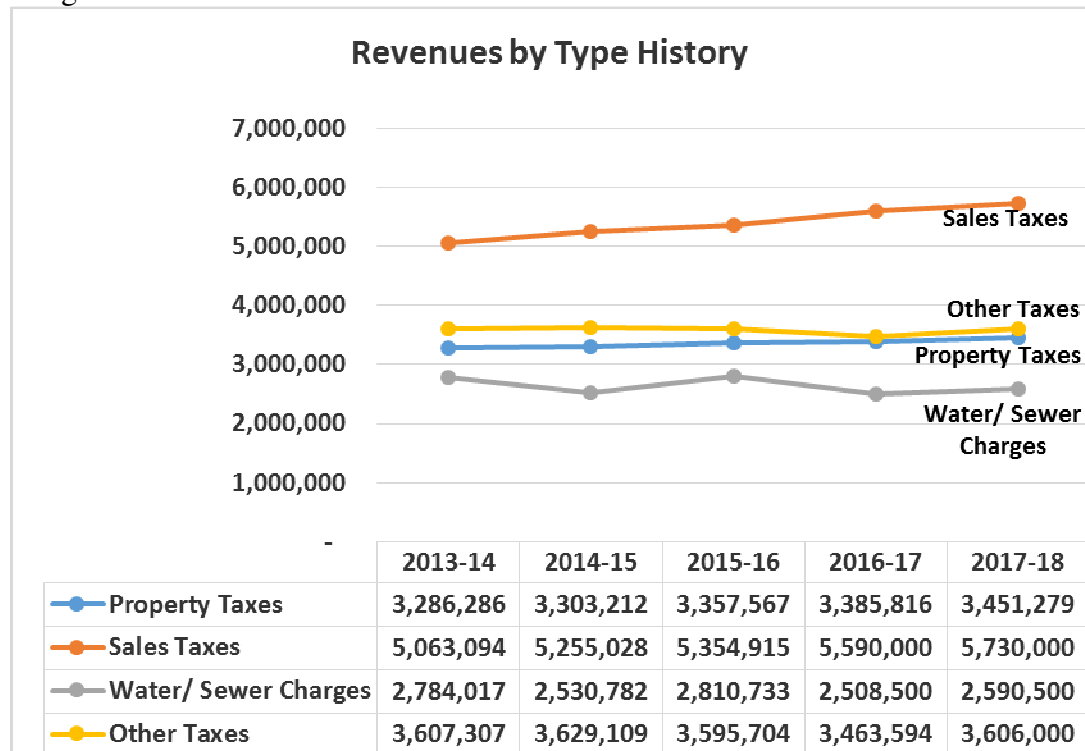
Property Taxes

Property Taxes, which represent 17% of all revenues, are estimated to increase \$65,463 or 1.9% to \$3,451,279. Of this amount, property taxes related to the Village's three TIF Districts are projected to increase 2.9% or \$10,984 to \$401,750.

General property taxes levied for specific purposes are increasing 2.6% to \$2,325,000. The CPI factor for the 2016 property tax levy was 0.7% for taxes to be received in the upcoming fiscal year. New construction within the Village and adjustments in prior year collections accounts for the additional 1.9% increase in revenue. After the allocation for pension and insurance purposes the net property tax revenue remaining to fund General Fund services is decreasing for the upcoming year by about 9.0%. The CPI factor for the upcoming 2017 levy will be 2.1%.

Sales Taxes

Sales Taxes (both the state shared 1.0% and the 0.50% non-home rule for capital) representing 27% of all Village revenues, are estimated to be \$5,730,000 next year, an increase of \$140,000 or 2.5% over the current year projection of \$5,590,000. Sales tax growth is projected to continue to grow at a moderate pace. Sales tax increased at a strong rate over the last year with current year projected being about 4.4% more than last year due to new businesses and strong sales across most categories.



Other Taxes

Other taxes which include state-shared income tax, use tax, motor fuel tax (MFT), utility/telecommunication taxes and other taxes are projected to be \$3,606,000 which is an increase of \$142,406 or 4.1% over the current year projected. State-shared income taxes are projected to be \$1,685,000 or a 5.3% increase due to an increase in revenue after the Village's partial, special census certified an increase in population of 4.1% to 17,441 and increased the per capita distribution starting in January, 2017 and an assumption of slightly increasing collections by the State. It is assumed that the decrease in revenue of 6.6% in the current year was a one-time decrease due to federal tax code changes and adjustments in collections by the State. Distributions of this revenue source will be monitored closely over the coming year. This revenue

source has been the subject of possible reductions by the State over the last several years. The projection assumes no changes will be made.

MFT taxes restricted for road-related projects are projected to increase \$15,000 to \$460,000 due to an increase as a result of the special census in January 2017. MFT revenues vary significantly on a month-to-month basis. Utility taxes are projected to increase \$18,000 to \$766,000 due to an increase in customers. Utility taxes over the last few years have decreased slightly every year due to mild weather resulting in less use of utilities and declines in telecommunications tax revenue due to service consolidation and price declines. Use tax continues to increase significantly due to increased state collection efforts and compliance and is projected to increase \$25,000 to \$450,000.

Water and Sewer Charges

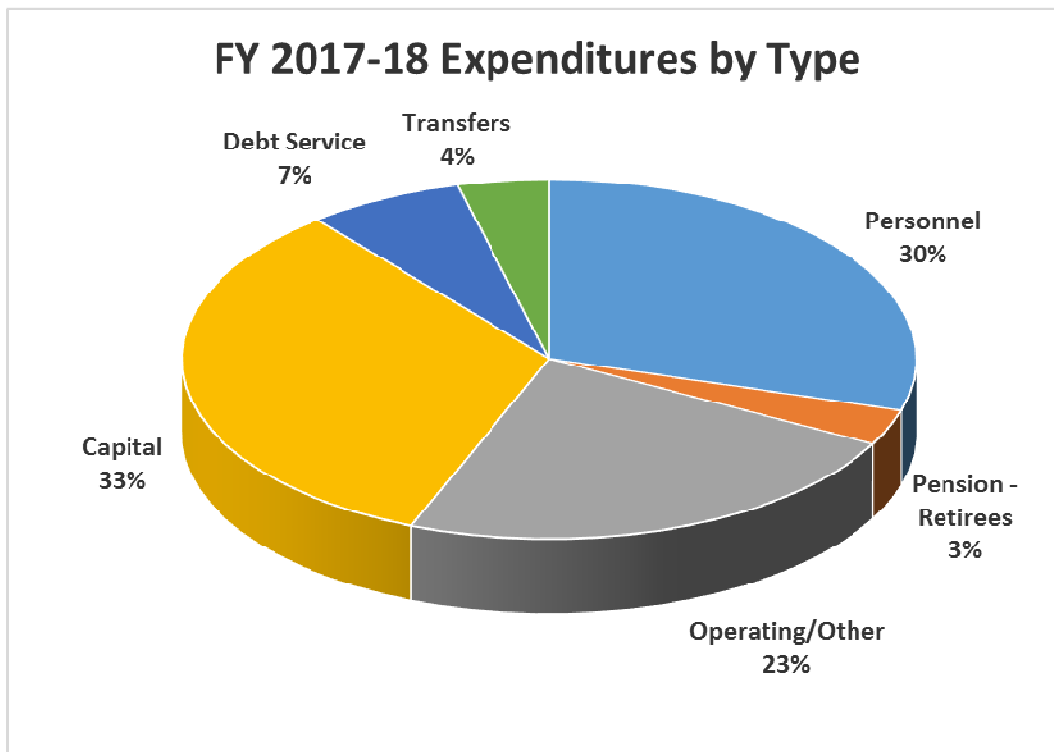
Water and sewer charges are estimated to increase 3.3% to \$2,590,000. Water rate revenue is projected to increase 1.3% to \$2,320,000 due to a slight increase in new customers and use offset by declines in revenue due to customers being more efficient or conservative with their water use. Water rates are being examined to determine if an increase is necessary in order to fund increasing operating costs related to the Village's water system. Water connection fees are anticipated to be higher than last year due to anticipated new development at \$75,000. Connection fees received will partially offset the cost of necessary expansions in water system capacity and storage that are budgeted for the year and substantially funded with the \$5,800,000 in bond proceeds that will be received this year.

Expenditures

Total Village expenditures for across all funds are budgeted to be \$25,805,292. The charts in this section show the composition of all Village expenditures and a history of Village expenditures by type.

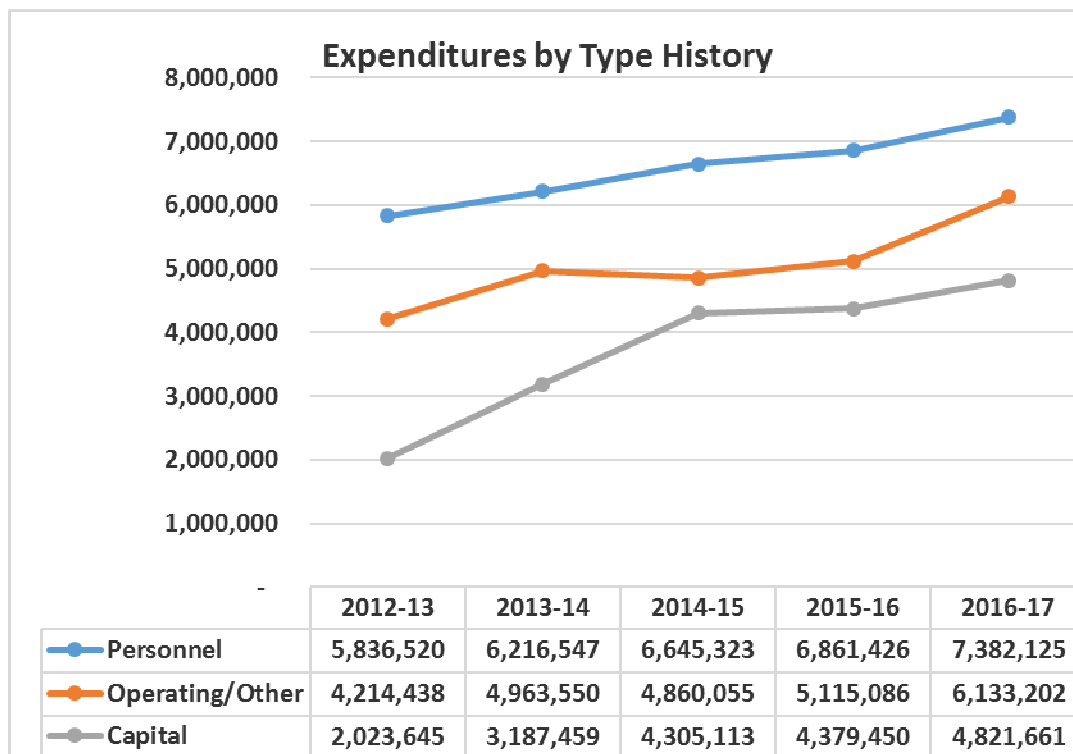
Expenditures

Personnel	7,649,536
Pension - Retirees	826,997
Operating/Other	6,000,816
Capital	8,520,400
Debt Service	1,770,538
Transfers	1,037,005
TOTAL:	25,805,292



Personnel

Personnel expenditures, which represent 30% of all expenditures, are estimated to increase \$318,699 or 4.3% over the prior year projected to \$7,649,536. Part of the increase is due to expenditures being less in the prior year due to lead time in hiring new positions and vacancies. No new positions are proposed to be included in the Draft Budget. The Village has three (3) collective bargaining agreements with Police Officers, Sergeant and Public Works/Water Laborers and all agreements expire as of May 31, 2018. Local 150 for Public Works/Water employees are scheduled to have a 2.5% pay adjustment, MAP for Police Officers 1.0% and FOP members for Sergeants 1.0%. Non-union employees are budgeted to receive a 2.0% pay adjustment to the salary schedule for next year. Some non-union ranges have been adjusted by more than 2.0% to account for changes in job duties, position responsibilities to fulfill Village needs and/or maintaining a fair compensation system when comparing positions internally and externally. Step increases are provided for employees who meet eligibility and who are not at the maximum step in their salary range. Total full-time equivalents (FTE's) for next fiscal year are 58.41 the same as the current year.



Personnel - Benefits

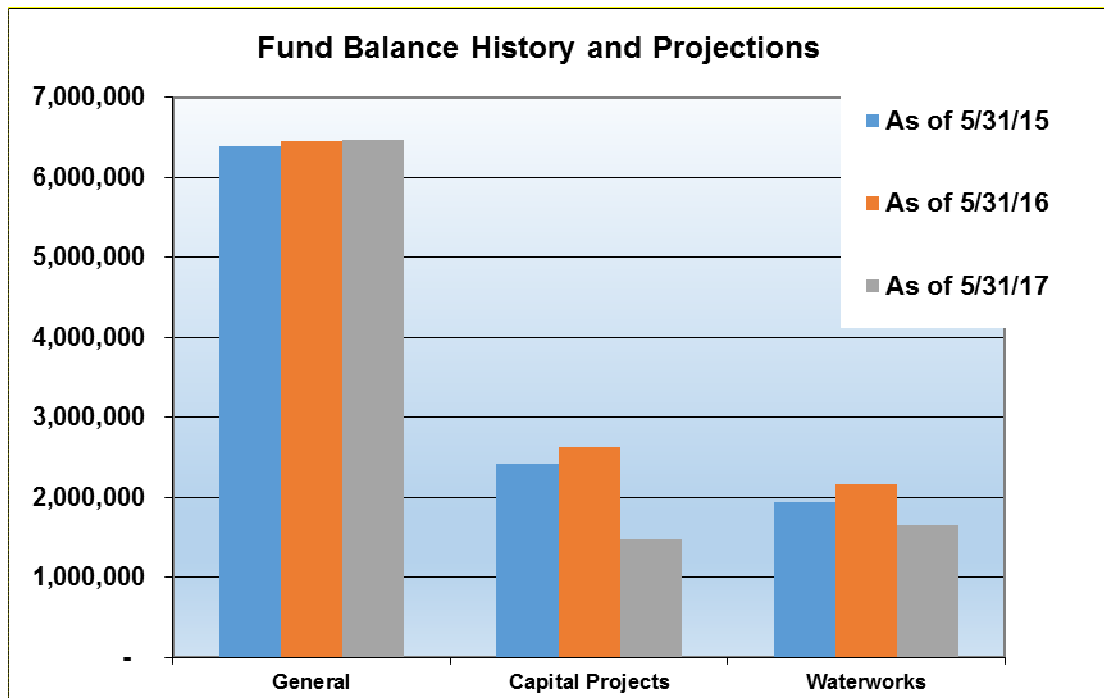
The Village continues to procure and maintain a competitive benefit package at reasonable rates for eligible employees. The Village continues to be fully insured for health insurance benefits and the calendar 2017 renewal was a 4.3% decrease over last calendar year due to a change in health insurance carriers. All employees currently pay an 8% (HMO) or 20% (PPO/HSA) contribution to the cost of their coverage. After employee contributions, total Village costs of employee health insurance are budgeted to be \$755,966 (Approximately \$50,000 less than last budget year) which includes a 15% increase in calendar 2017 to account for unexpected plan cost increases or elective employee changes within plan tiers.

Pension costs for employees in the Illinois Municipal Retirement Fund (IMRF) are stable as the 11.73% rate for 2017 is expected to be similar to the current rate. Employer IMRF costs are currently budgeted to be \$255,800 for next fiscal year and covers approximately 27 full and part-time employees.

Employer required police pension contributions are budgeted to be \$956,000 based on the May 31, 2016 actuarial valuation of the police pension fund. This was an increase from the base contribution in the current year of \$800,000 due to several changes to the actuarial methods and assumptions used in the most current valuation of the Fund which increased the accrued liabilities. The Village made an additional contribution to the Police Pension Fund of \$125,000 during the current year bringing the total contributions for the year to \$925,000. Through its adopted Police Pension funding policy, the Village remains committed to a 100% funding goal of the accrued liabilities in the fund by 2040. The last valuation of the fund indicated that it was funded on an actuarial basis of 60%.

Fund Balance

The Budget is in compliance with the Village's Budgetary and Fiscal Policies and Fund Balance policies as articulated in the Process and Policies section of the budget. The schedule Summary of All Funds (first page of the Financial Overview tab) shows total revenues (less the Police Pension Trust Fund), to be \$18,504,104, less than total expenditures, \$24,863,770 by \$6,359,666. This is due to the planned use of cash reserves in specific funds for capital projects or the spending of bond proceeds received in the current year to be spent next fiscal year as follows:



- \$518,494 in the Rt. 31 TIF Fund due to the use of increment reserves for the Smoketree Lane Phase III reconstruction project of \$365,000 and budgeting of \$350,000 for potential capital projects within the TIF District or other purposes to further the goals of the TIF District and objectives of the Village Board
- \$525,340 in the Motor Fuel Tax Fund due to the use of \$400,000 in reserves for the Village's share of the State's road rehabilitation project of Airport Road, Ice Cream Drive and Alder Drive and use of additional reserves to fund the street light pole replacement and LED conversion program
- \$5,000,885 Waterworks Fund due to the receipt of \$5,800,000 in bond proceeds in fiscal '17 to be substantially spent in fiscal '18 for the construction of two new deep wells and initiation of construction of a new water tower
- \$132,875 in the Sanitary Sewer Fund to fund an accelerated sewer televising and cleaning program
- \$173,270 in the Vehicle and Equipment Fund as a larger than normal dollar value of vehicles require replacement for the year

Fund balance in the General Fund is projected to increase \$17,019 to \$6,856,126 which is 63.9% of expenditures and transfers for debt payments at May 31, 2018. The reserve level meets the Village's requirement of at least a 40% to 50% fund balance reserve.

Other Issues and Considerations

Strategic Planning

The goals and objectives established by the Village during the 2016 strategic planning update have been taken into account during the development of the budget. Where practical, linkages between those goals found in each Department or Fund have been made. Goals and objectives are to be re-evaluated this fall during further strategic planning by the Board.

Capital Planning and Funding

The Village continues to plan for future capital projects utilizing a variety of resources. Staff updated the 20-year long-term road and infrastructure improvement plan and continues to plan for other capital improvements to infrastructure and facilities in the next several years. The budget in the Appendix section includes capital projects for both the coming year and future years which include descriptions and estimated budgets. As the Village continues to identify needed capital projects for consideration those projects may need to be prioritized given the current level of dedicated and supplementary pay-as-you-go funding in the Capital Projects Fund and resources available in the Motor Fuel Tax Fund. Other funding alternatives may need to be considered in order to meet the capital needs of the Village.

State of Illinois

The Village will be closely monitoring any potential news or legislation that may impact the Village's finances as the State continues to attempt to address its deficits and long-term pension liabilities. The State has not yet agreed on a budget and any potential budget solution that the State may eventually agree to could impact the Village revenue sources or ability to meet obligations. Any future actions by the State to address its fiscal issues will be evaluated by the Village to determine if there are any negative financial impacts to the Village and what, if any, steps need to be taken to the current or future budgets.

Acknowledgements

I would like to extend my appreciation to all of the Department Heads and Village Administrator Bosco that assisted with their input and cooperation during this process. I would also like to thank the President and Board of Trustees for recognizing, encouraging and supporting the implementation of sound fiscal management policies and financial planning processes which have guided the Village for many years.

Sincerely,

A handwritten signature in black ink, appearing to read "William D. Hannah". The signature is fluid and cursive, with a large initial "W" and a stylized "H".

William D. Hannah
Finance Director

VILLAGE OF NORTH AURORA
FY 2017-18 BUDGET AND FINANCIAL PLANNING PROCESS

Budget Process

The budget process for the Village of North Aurora involves many individuals throughout the organization. Although much of the time and effort in developing the budget occurs between the months of January and May, the development, implementation, monitoring and review of the Village's annual budget is part of a never-ending, comprehensive process that occurs throughout the year.

The Village's annual budget is prepared on a June 1 through May 31 fiscal year basis. The Village has chosen to operate under the Budget Act. As such, the Act requires the appointment of a Budget Officer. The Village's current budgetary control is at the fund level for all funds except the General Fund, which is at the Department level. The Finance Director, who is appointed as the Budget Officer, may authorize budget transfers within all funds, and within departments for the General Fund. Budget transfers between Departments in the General Fund and any increases in the total budget of a fund must be approved by the Village Board as a budget amendment. Budget amendments require a two-thirds vote of the corporate authorities then holding office to take effect.

During the first quarter of the fiscal year, Finance begins monitoring the Village's revenues and expenditures for the current year and discussing and resolving any significant variances with each department. In January, the Village Finance Director updates preliminary revenue projections not only for the current fiscal year but for next fiscal year as well. These projections provide a basis to formulate guidance to all departments as they prepare their budgets. Budget worksheets and instructions are given to the Departments, along with instructions for compiling operating and capital needs over a multi-year time frame as appropriate. In addition, strategic planning sessions held by the Board are held during this time to provide further guidance as the budget develops. Departmental meetings are held with the Village Administrator and Finance Director regarding the proposed budgets and changes are made based on those discussions. Preliminary budget information is presented and at the Committee level during the budget process providing input and direction as necessary. Finance then finalizes revenue estimates for the following fiscal year, and then prepares and submits a Draft Budget to the President and Board of Trustees.

The Village Board holds Committee of the Whole meetings in April to discuss the Draft Budget which are open to the public. A formal public hearing on the budget is held in early May and the final budget is approved in May before the beginning of the fiscal year in June as required by the Budget Act.

Long-Term Financial, Operating and Capital Planning

Finance maintains a long-term list of future operating and capital expenditures comprised of input from every department. This list is used in conjunction with long-term projections of all current revenues and expenditures to determine the extent that the Village can or can not continue to provide current service levels within current revenues. This also assists in determining what capacity exists to expand services, or what revenues, if any, are needed to provide the desired service levels or capital projects to the community. The Village also projects

fund balances and cash reserves into the future to ensure the Village's financial position does not deteriorate. These projections have assisted in identifying any structural financial deficiencies that may occur in the future, or opportunities, and maintain the strong financial condition of the Village.

Strategic Planning

Strategic planning and goal setting by the Village Board provides input into long-term planning that can guide the development of the budget process and establish priorities. The Village Board recently completed strategic planning in 2016, in 2014 and 2015. Like previous budgets, the goals and objectives of the Village that are set will guide the development of future operating and capital budgets into the future. Periodic review and update of these goals will also ensure that the objectives remain timely and relevant, and that action plans can be developed to carry out the objectives in an efficient and effective manner. Some other processes which have had a direct effect on the development of the budget include:

Other Processes Impact on the Budget

- The Village Space Needs Study (*this has resulted in the process which saw the completion of the construction of a new police station in 2010 and completion of the renovation of Village Hall in 2011-12*)
- The Riverfront Viability Study (*this has resulted in the construction of the new Riverfront Overlook and Riverfront Stabilization Projects*)
- The Long-Term Road and Watermain Improvement Program (*this long-term schedule of road and watermain improvements was updated in 2016 providing a list of street rehabilitation through 2030 and has guided the selection of road segments to be constructed every year including those contained within the Budget*)
- The Water Source and Storage Plan (*completed in 2009 has guided the site location and of two (2) new wells and water tower which will begin construction this year*)
- The Comprehensive Land Use Plan and TIF Redevelopment Plan (*these documents provide overall guidance for development within the Village as a whole and redevelopment within the Village, specifically the Route 31 TIF District; The update of the Comprehensive Plan was completed in 2015*)

Village of North Aurora
Budget Calendar for the FY 2017-2018 Budget Process

<u>Completion Date</u>	<u>Description of Activity</u>
January 3rd	Distribution of Budget Directives, Forms and Other Materials
January 3rd	Department Head Meeting to Discuss Budget Outlook and Process
January 16th	Committee of the Whole Meeting - Mid-Year Financial Update Presentation
February 14th	Department Heads Submit Annual Budget Requests, Long-Term Capital and Operating Projections and Other Required Information to Finance Director and Village Administrator
February 16th - 21st	Discussion and Review of Departmental Budget Submissions and Information
March 20th	Committee of the Whole Meeting - Update on Budget Development
March 31st	Village President and Board receive Draft Budget and Draft Budget Available for Public Inspection (Must be Available for at Least 10 Days Before Passage)
April 3rd	Committee of the Whole/Budget Workshop/Initial Budget Presentation
April 4th	Draft Budget on Website for Public Review
April 10th	Finance Committee Meeting (Budget Discussion and Follow-up if Necessary)
April 11th	Tentative Date for Full Compliance with PA 97-0609
April 13th	Notice of Public Hearing to Newspaper
April 17th	Committee of the Whole Meeting (Budget Discussion Follow-up)
April 19th	Notice of Public Hearing Published in Newspaper on this Day (At Least 1 Week Prior to Hearing)
May 1st	Official Public Hearing on Budget Prior to Village Board Meeting
May 9th	Deadline to Post Compensation Packages Greater Than \$150,000 on Website (6 Days Prior to Budget Approval) (PA 97-0609)
May 15th	Board Approval of Budget (Third Monday in May), Library Resolution and Appropriation
May 21st	Deadline to Post Compensation Packages Greater Than \$75,000 on Website (6 Business Days After Budget Approval) (PA 97-0609)
June	Final Budgets Printed and Distributed
June 5th	Budgets and Applications Submitted to GFOA
June 14th	Deadline to File Certified Copy of Budget and Certificate of Estimate of Revenues with the County Clerk (30 Days After Approval, Certified by the CFO)

VILLAGE OF NORTH AURORA SUMMARY OF 2016-17 VILLAGE BOARD STRATEGIC GOALS AND OBJECTIVES

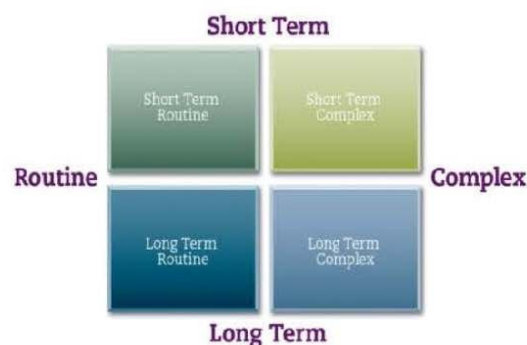
The Village completed an update to the strategic planning process in 2016 as an update from the prior year goals set by the Board. The process focused on special areas of discussion this year instead of the broader overview process. .

At the conclusion of that process six (6) main policy categories were identified in order to categorize the many goals and objectives that were articulated during the strategic planning sessions. Those broad categories are listed below:



During the strategic planning process participants were asked to prioritize the top three goals and objectives within a time/complexity matrix that classifies goals and objectives as either short-term routine, long-term routine, short-term complex or long-term complex. This matrix is illustrated below:

Goal Classification Grid (Dr. Gerald Gabris)



Finally, the goals and objectives identified through the process were categories under the six main policy categories illustrated earlier:

2017 Strategic Plan Goals and Objectives							
Community Vitality	Economic Development	Financial Position	Core Services		Capital Resource Planning for Infrastructure	Route 31 Corridor	
Design and install gateway entry signage for the Village	Promote local/ community identity in School District & establish inter-governmental dialogue with School District	Explore options for the use of the Village parcel at Orchard Gateway	Continue long term financial planning to meet evolving capital and operating needs for infrastructure and monitor threatened shared revenues	Develop an implementation plan for G.I.S. use in the Village	Enhance resident communication options / methods to improve information distribution channels for services and activities	Take advantage of state and federal funding program to improve Village's transportation corridors	Develop a plan and approach for the "Block One" (River District / Village Center) area of Rt. 31 / 56 focal point
Explore Collaborative inter-governmental approach to wetland development	Continue Village's Branding / Identity program; expand use of logo and branding elements	Expand economic development activities including marketing and promoting North Aurora	Enhance and develop Governmental understanding and awareness	Continue to write / refine Village wide Disaster Preparedness Plan	Stabilize existing water supply and storage	Explore proactive redevelopment of retail / commercial parcels at the Rt. 31/56 intersection	
Evaluate alternate uses and partnerships for the Silo on the Fox River	Develop amenities along riverfront and enhancements to North Aurora Riverfront Park	Facilitate economic and business development activities	Explore equipment acquisition opportunities from Federal / State surplus sales	Facilitate community outreach in Police Dept., enhance crime prevention programs and interactions, explore expanded use of technology and methods	Further evaluate the inclusion and design of non-motorized transportation lanes in the Village	Relocate the Rt. 31 Gazebo and create a pedestrian friendly recreation area at the Police Department	
Monitor Opportunities for community building space	Review current status of Village's three (3) Tax Increment Financing (T.I.F.) Districts		Continue evaluation of shared equipment and resource uses with other units of local government	Undertake annual or biennial strategic planning goal update meetings	Conduct a Public Works Facility space needs assessment	Monitor progress and visible indicators and accomplishments of redevelopment on Rt. 31, including streetscape improvements and/or private redevelopment	
			Evaluate departmental staffing levels to address changing demands and programs as part of the annual budget process		Expand & Enhance the Village's Water Conservation Efforts and Programs		
					Continue long term evaluation of annual infrastructure maintenance programs		

Many of the goals and objectives arising out of this strategic planning session were completed or advanced during the prior year, and are also advanced within this Budget as noted as such within each department or fund budget. Other goals involve allocations of staff time in planning the advancement of a particular goal or objective in the future. These goals and objectives will be reviewed during 2017 and updated or modifications made based on future discussions.

Village of North Aurora Overview of the Village's Fund Structure

For accounting purposes a state or local government is not treated as a single, integral entity. Rather, a government is often viewed from a financial perspective as a collection of smaller, separate entities known as “funds.” Funds used by a government are traditionally classified into one of eleven “fund types.” The eleven fund types can also be grouped into one of three broad classifications: governmental funds, proprietary funds and fiduciary funds.

In addition, governmental financial reporting for state and local governments classify individual funds as either “Major” or “Nonmajor.” The impact of this distinction is that the financial activity of nonmajor funds is reported in certain instances in the audited financial statements in a consolidated format while major funds are reported separately. Generally, the General Fund, Capital Projects Fund, Rt. 31 TIF Fund and Waterworks Funds are reported as Major Funds. All other funds are considered to be “Nonmajor” Funds (see Glossary for definition of these terms).

It is useful to provide an overview of the Village's fund structure since the budget is prepared, organized and presented on a fund basis. The following fund types, and each fund *budgeted for by the Village for the upcoming year* which fall into that fund type classification, are further described:

Governmental Funds

1. **General Fund:** The General Fund is the largest fund of the Village and accounts for most of the expenditures traditionally associated with local government including police protection and investigations, street maintenance, snow removal, parkway tree maintenance, community and economic development, administrative and finance, legal services and legislative. Most general revenues not restricted or committed for specific purposes are allocated to this Fund.
2. **Special Revenue Funds:** Special Revenue Funds are used to account for and report proceeds of specific revenue sources that are restricted or committed to expenditure for specified purposes other than debt service or capital projects. Special Revenue Funds of the Village include:

Motor Fuel Tax Fund: The Motor Fuel Tax Fund is used to account for the Village's per capita share of gasoline taxes collected by the State and distributed by the Illinois Department of Transportation to fund street maintenance programs and other capital projects as authorized by the State.

Route 31 TIF District Fund: The Route 31 TIF Fund is used to account for the tax increment financing revenues and redevelopment expenditures within the Village's Route 31 TIF District.

Sperry TIF District Fund: The Sperry TIF District accounts for the tax increment financing revenues and expenditures within the Village's Sperry TIF District.

North Lincolnway TIF Fund: The North Lincolnway TIF Fund is used to account for the tax increment financing revenues and redevelopment expenditures within the North Lincolnway TIF District.

Insurance Fund: This fund accounts for liability and workers compensation insurance coverages purchased by the Village and the payment of miscellaneous insurance claims and other expenditures. Funding is provided through a special property tax levy and transfers from other funds.

Tourism Fund: This fund accounts for the collection of revenues from the Village's hotel tax and revenues and expenditures from the annual North Aurora Days festivities. Ninety-percent of the hotel taxes are remitted to the Aurora Area Convention and Visitors Bureau and the remaining fund are used for local events.

Special Service Areas Fund: This fund accounts for the activities of the Village's special service areas which provide for maintenance activities not provided by the homeowner's associations or property owners.

Sanitary Sewer Fund: This fund accounts for the collection of sanitary sewer user charges and connection fees to fund improvements and maintenance to the sanitary sewer system.

3. **Capital Project Fund:** Capital Project Funds are used to account for and report financial resources that are restricted, committed or assigned for capital outlays, including the acquisition or construction of capital facilities or other capital assets.

Capital Projects Fund: This fund accounts for various tax revenues restricted or committed for roads, infrastructure, capital assets or other purposes as defined by statute as well as impact fees and other contributions. This fund accounts for most expenditures related to the Village's annual road improvement program, or capital projects related to village facilities or various right-of-way/pedestrian infrastructure improvements.

4. **Debt Service Funds:** Debt Service Funds are used to account for the payment of principal and interest on debt service and revenues levied or pledged to pay the debt.

Library Debt Service Fund: The Library Debt Service Fund accounts for the property taxes levied to repay the principal and interest on the general obligation bonds issued to construct the Messenger Public Library in 2001, refunded in 2009. The Village is responsible for levying property taxes on behalf of the Library for the repayment of this debt.

Police Station Debt Service Fund: This fund accounts for the payment of interest and principal on the General Obligation Alternate Revenue Source Bonds, Series 2008 issued to substantially fund the construction of the new police station, which were advance refunded in 2014. Village sales tax revenues were pledged as the funding

source for the bonds and sales tax revenues are transferred monthly from the General Fund to this fund for future debt repayment.

Proprietary Funds

5. **Enterprise Funds:** Enterprise Funds are Proprietary-Type funds. Proprietary-type funds are used to account for a government's business-type activities (activities which receive a significant portion of their funding through user charges and fees and where the full cost of an activity is desired to be captured in one Fund). The operations of Enterprise Funds are accounted for in such a manner as to show a profit or loss similar to comparable private enterprises. Enterprise Funds established by the Village include:

Waterworks Fund: This fund accounts for the revenue and operating and capital expenditures associated with the provision of water service to residents and businesses in the Village.

6. **Internal Service Funds:** Internal Service Funds are also Proprietary-Type funds and are used by state and local governments to account for the financing of goods and services provided by one department to another department, and to other governments, on a cost-reimbursement basis. Internal Service Funds established by the Village include:

Vehicle and Equipment Fund: This fund accounts for the purchase and replacement of vehicles, equipment and information technology infrastructure which have reached their useful life or new purchases. Funding for this fund is provided through transfers from Village departments and funds.

Fiduciary Funds

7. **Trust Funds:** Trust Funds are used when a government holds or manages financial resources in an agent or fiduciary capacity. The Village budgets for one Trust Fund:

Police Pension Trust Fund: The Police Pension Trust Fund is used to account for the accumulation of resources to pay police officer pension costs. Monies are contributed by police members at rates fixed by state statutes and by the Village through a contribution determined annually by an actuary.

Other Funds Not Budgeted

The Village also maintains several Agency Funds which hold funds for another entity or person, and other funds used strictly for year-end accounting purposes for which the Village does not establish an annual budget.

Developer/Building Escrow (Agency Fund)
Land/Cash Contributions Escrow (Agency Fund)
Employee Compensated Absences Fund (Internal Service Fund)
General Capital Assets
General Long-Term Debt

Village of North Aurora Budgetary and Fiscal Policies

The Village of North Aurora has a tradition of sound municipal financial management. This Annual Budget incorporates policies adopted by the Village Board which are followed in managing the financial and budgetary affairs of the Village. These policies will allow the Village to maintain its strong financial condition and ability to respond to changing financial circumstances and prioritized needs. *These policies also contain in some cases, if appropriate, a bolded and italicized description of how this budget or projected financial status meets each criteria.*

Policies Revised and Adopted by the Village Board on: March 5, 2012

A. Revenue Policies

1. The Village endeavors to maintain a diversified and stable revenue base to shelter it from short-term fluctuations in any one revenue source. The revenue mix combines elastic and inelastic revenue sources to minimize the effect an economic downturn or other economic event will have on the ability of the Village to provide services while maintaining a sound financial position.

In the Village's General Fund, 64% of revenues are elastic (sales tax, income tax, use tax and replacement tax) and 25% of inelastic (property taxes, franchises and fines) with the rest being a mix. Elastic revenues are strongly based on the strength of the local, state and national economy and inelastic are more stable on a year-to-year basis. Over time, a greater mix of non-elastic revenues will provide more stability on a year-to-year basis. The Village implemented administrative tow fines in the current year and that further diversified the revenue base.

2. Through the Village's economic development program, the Village will strive to strengthen and expand its revenue base.

The Village undertakes an economic development program through planned development of commercial and industrial areas, redevelopment through TIF Districts, rebates and incentives where appropriate, and maintaining active communication with existing businesses. This is especially important in sales tax diversification as a mix of different business types helps to reduce the negative economic effects of an economic downturn in any one type of industry or potential loss of a major sales tax contributor. Many economic development goals have been established through the Village's strategic planning process.

3. Each existing and potential revenue source will be examined annually during the budget process.

During the budget process, the Village examined the capacity to increase various revenue sources in order to provide options for addressing additional

service needs. Recently enacted new revenue sources like the Police Admin Towing Fee were incorporated into the budget. No other changes are recommended.

4. The Village will maintain a revenue monitoring system to assist in trend analysis and revenue forecasting on a long-term basis.

Finance maintains a long-term projection of every revenue source currently in effect and adjusts these projections throughout the year based on actual changes in the local, state and national economic environments. These adjustments provide the basis for recommendations on the ability of the Village to fund future operating and capital costs on a long-term basis.

5. The Village will oppose State and/or Federal legislation that will mandate costs to units of local government without providing a new or increasing an existing revenue source to pay those costs.

The Village has opposed legislation either directly or through its membership in IML or MetroWest that would have a negative impact on the Village either through the decreased revenues or increased expenditures and liabilities.

6. The Village will set fees and user charges for its enterprise fund, the Waterworks Fund, at a level that fully supports the total direct and indirect cost of the activity. Indirect costs include the cost of annual depreciation of capital assets.

The Village last increased water rates in August 2010. The Village is currently in the process of examining the water rate structure to determine if adjustments need to be made to reflect the increased operating costs necessary to maintain the Village's water system and maintain sufficient debt service coverage.

7. The Village will not use one-time revenue for continuing expenditures. All new and continuing expenditures will be based on known and slightly conservatively projected revenue sources. The identification of new, but one-time revenue opportunities will be used to fund one-time expenses such as capital equipment purchases and capital improvement projects not involving on-going operating expenditures except where planned appropriately.

The Village has not made any new, on-going expenditure in the budget based on one-time revenue sources. One-time revenues received by the Village during the current fiscal year were transferred to the Capital Projects Fund or were used to make one-time pension contributions to the Police Pension Fund.

B. Expenditure Policies

1. The Village will maintain a level of expenditures which will provide for the public well-being and safety of the residents of the community.

The Village has proposed budgets which continue to provide high service levels for the community.

2. Expenditures will be within the confines of available funds.

The Budget does not propose to expend more than is available either through current revenue sources or available fund balance. Use of fund balance in any funds is due to either planned capital projects using accumulated reserves or bond proceeds in the prior year (such as the Rt. 31 TIF Fund, MFT Fund, Capital Projects Fund or Water Fund) or the planned use of reserves over time to ensure a stable rate (Sanitary Sewer Fund).

3. The Village will forecast expenditures on a long-term basis as part of the annual budget process.

The Finance Department maintains a long-term projection of all expenditures, including potential changes in operating needs and capital improvement needs and the ability of the Village to fund those needs within current revenue sources.

4. A competitive step-level employee compensation package consistent with sound economic policies of the Village of North Aurora is maintained to recruit and to retain qualified employees.

The Village's compensation system is maintained for next year's budget. A 2.0% base adjustment has been applied to the pay/step schedule for FY 2016-17 for non-union employees. Due to changes in job description and in order to maintain internal/external equity some position ranges have been adjusted by more than 2%, which in some cases will move employees step placement so that much of the additional adjustment is earned in future years. Union employee scale adjustments vary based on contract but are 2.5% for covered public works and water employees and 1.0% for police officers and sergeants.

C. Debt Policies

1. When necessary, the Village will consider the issuance of debt for the construction of capital assets with a life that meets or exceeds the repayment schedule of the debt issuance. The Village will strive to finance a significant portion of its capital assets with pay-as-you-go financing through various revenue sources restricted or committed to the Capital Projects Fund.

All recent debt issuances financed construction of assets with a useful life longer than the repayment term of the debt issuance. The 2017 General Obligation Alternate Revenue Source 2017 issuance included a fifteen-year debt service schedule and most of the assets including the new water wells, watermain and water tower will have at least a twenty to fifty year life, and in some cases longer than that for the. All other capital improvement projects in

the Budget are funded with pay-as-you-go financing utilizing current year revenues or accumulated, planned reserves from prior years.

2. The Village will maintain good communications with bond rating agencies about its financial condition and will establish policies and procedures which not only seek to maintain the Village's bond rating but increase it as well. The Village will follow a policy of full disclosure on every financial report by preparing and publishing a comprehensive annual financial report and bond prospectus.

The Village complied fully with its debt service requirements including providing sufficient debt coverage, making all debt service payments on-time, providing all of its required continuing disclosure, and communicating regularly with its bond rating agency. The Village received confirmation of its AA+ underlying bond rating in March 2017 issued by Standard and Poor's. The Village has held this rating since 2014 which is one rating under the highest rating possible.

3. Every project proposed for financing through general obligation debt should be accompanied by a full analysis of the future operating and maintenance costs associated with the project.

Staff has analyzed the future maintenance and operating costs funded with the 2017 bond issuance..

4. When possible and based on a cost-benefit analysis, debt will be retired early. The Village will also evaluate refinancing opportunities for its existing debt to determine if meaningful savings can be achieved.

There currently are no refunding opportunities with any of the Village's outstanding debt obligations.

5. The Village will issue alternative revenue source type debt, or other types of debt instruments not pledged primarily by general obligation property taxes such as debt certificates, only after a thorough analysis by the Village provides reasonable assurances that the anticipated debt coverage ratios can be met throughout the life of the debt repayment schedule and an analysis of the risks associated with the issuance of alternate revenue source debt has been performed.

Prior to the 2017 bond issuance the Village ensured that debt coverage requirements could be met.

D. Cash Management

1. The Village has in place a separate investment policy, adopted by the Village Board and amended from time-to-time, which provides guidelines for the prudent investment of the temporary idle cash and outlines the policies for maximizing the efficiency of the cash management system. The ultimate goal is to enhance the economic status of the Village while protecting its pooled cash.

During the current year, the Village invested reserve and idle funds and achieved a return on its portfolio that significantly exceeded its benchmark per the Investment Policy while minimizing unnecessary interest-rate risk.

2. The cash management system is designed to accurately monitor and forecast expenditures and revenues, thus enabling the Village to invest funds to the fullest extent possible. The Village attempts to match funds to projected disbursements.
3. In order to maximize interest earnings, the Village commingles the cash of all funds excluding the Motor Fuel Tax Fund and the Police Pension Fund. The interest revenue derived from commingled cash is allocated to the participating funds monthly based on the relative cash balance of each fund.
4. Criteria for selecting investments and the order of priority are:
 - i. Safety. The safety and risk associated with an investment refers to the potential loss of principal, interest or a combination of these amounts. The Village only invests in those investments that are considered safe.
 - ii. Liquidity. This refers to the ability to “cash in” at any moment in time with a minimal chance of losing some portion of principal and interest. Liquidity is an important investment quality especially when the needs for unexpected funds occur occasionally.
 - iii. Yield. Yield is the potential dollar earnings an investment can provide, and sometimes is described as the rate of return.

E. Accounting, Auditing, Budgeting and Financial Reporting Policies

1. The Village will establish and maintain a high standard of accounting practices in conformance with Generally Accepted Accounting Principles (GAAP) for governmental entities as promulgated by the Governmental Accounting Standards Board (GASB).

The Village has fully complied with and implemented all GAAP.

2. Where possible, the reporting system will also provide monthly information on the total cost of specific services by type of expenditure and, if necessary, by Fund.

Monthly reports by Fund and Department/Program are generated for expenditures for regular reporting.

3. The Village, following the budget act in ILCS, will annually adopt a balanced operating budget under normal financial circumstances which funds current expenditures with current revenues. Use of fund balance in a given year to balance the operating budget will be disclosed. Capital budgets, which fluctuate,

will be projected annually on a long-term basis to ensure that the proper mix of resources is utilized to fund the capital program. Use of fund balance and cash reserves to fund capital projects may be appropriate when planned appropriately.

The Village has proposed a balanced operating budget and has disclosed the planned use of reserves in various funds, if appropriate.

4. An independent firm of certified public accountants will perform an annual financial and compliance audit according to Generally Accepted Auditing Standards (GAAS) and will publicly issue an opinion which will be incorporated in the Comprehensive Annual Financial Report (CAFR).

The Village completed the audit of the Village's financial statements as of May 31, 2016 and the auditor's opinion was incorporated into the Village's CAFR.

5. The Village will annually apply for the GFOA Certificate of Achievement for Excellence in Financial Reporting Program and the GFOA Distinguished Budget Award Program.

The Village received the Certificate of Achievement award for the FY 2015-16 CAFR (16th consecutive year), and received the Distinguished Budget Presentation Award for the FY 2016-17 Budget (11th consecutive year).

6. The Village will use the modified accrual basis of accounting for its governmental funds (general, special revenue, capital projects and debt service funds). Revenues are recognized in the accounting period which they become available and measurable. Expenditures are recognized in the accounting period in which the liability is incurred.
7. The Village will use accrual basis accounting for its proprietary funds (enterprise and internal service funds). Revenues are recognized in the accounting period they are earned and become measurable. Expenses are recognized in the accounting period in which the liability is incurred.
8. The Village will promote full disclosures in its annual financial statements and its bond presentations.

G. Police Pension Trust Fund

1. The Village of North Aurora, by separate Resolution, has adopted criteria for the funding of the actuarial accrued liabilities for the Police Pension Trust Fund.
2. The Village will calculate and provide funding to the Police Pension Trust Fund based on a 100% funding goal for the Police Pension Trust Fund consistent with GAAP amortization requirements and sound funding practices.
3. The Village will use a 30-year closed amortization period ending 2040 and entry-age normal actuarial method.

4. In the event the minimum required funding contribution as required by current State law is higher than the amount calculated using the above assumptions the Village will use the higher amount for determining the contribution required.

The Police Pension Trust valuation as of May 31, 2016 was completed, and calculations were made to ensure that the above parameters adopted by the Village were not only used to calculate the future contribution and incorporated into the annual budget but exceeded the minimum standards established by the State.

Village of North Aurora Fund Balance and Other Reserves Policy

Policies Revised and Adopted by the Village Board on: March 5, 2012

Definitions

Fund Balance: The difference between assets and liabilities in a Governmental Fund.

Nonspendable Fund Balance: The portion of a Governmental Fund's fund balances that are not available to be spent, either short or long term, in either form or through legal restrictions.

Restricted Fund Balance: The portion of a Governmental Fund's fund balances that are subject to external enforceable legal restrictions.

Committed Fund Balance: The portion of a Governmental Fund's fund balances with self-imposed constraints or limitations that have been placed at the highest level of decision making.

Assigned Fund Balance: The portion of a Governmental Fund's fund balances to denote an intended use of resources.

Unassigned Fund Balance: Available expendable financial resources in the General Fund or a deficit fund balance in another governmental fund that are not the object of tentative management plan (i.e. assignments).

Flow of Funds and Assignment

In order to properly classify fund balance at year end, the Village spends the most restricted dollars before less restricted, in the following order:

1. Restricted,
2. Committed,
3. Assigned,
4. Unassigned.

Responsibility for the assignment of fund balance is delegated to the Finance Director with the approval of the Village Administrator and communicated through the annual budget or via memorandum to the board of trustees.

Policy Thresholds

1. The Village requires a minimum fund balance be maintained for the General Fund of 40% to 50% of annual expenditures and transfers of resources out of the General Fund for the purpose of debt repayment. This fund balance requirement excludes any nonspendable portions of fund balance. This level of fund balance shall provide the capacity to:

- i. Offset unexpected downturns in elastic revenues due to fluctuations in the local, state and national economies or the loss of a major sales tax contributor(s)
- ii. Offset negative fiscal changes brought about by action or legislation of another unit of government or agency
- iii. Ensure the continued, timely repayment of debt obligations that the Village may have in the event of a financial downturn
- iv. Provide a sufficient cash flow for daily financial needs at all times
- v. Provide a funding source for unanticipated expenditures or emergencies that may occur

In the event that the fund balance for the General Fund falls below the targeted minimum, the Finance Director shall present a plan to restore the fund balance to the required minimum within a period of two years.

Funds in excess of the minimum may be considered for the funding of one-time, nonrecurring expenditures, assigned for future capital activities or used for the funding of other long-term obligations.

This Budget projects fund balance as defined for the General Fund to be \$6,856,126 at May 31, 2018 which is 63.9% of applicable expenditures and transfers of resources out in the General Fund.

2. The Village will maintain a minimum fund balance in the Motor Fuel Tax Fund of 25% of annual expenditures in order to provide sufficient cash flow and an adequate reserve.

The projected fund balance for the Motor Fuel Tax Fund at May 31, 2018 is \$743,903 which is about 125% of annual operating expenditures.

3. The Village will plan appropriately and maintain a sufficient reserve in the Capital Projects Fund in order to meet the long-term capital planning and infrastructure needs of the Village and projected cash flow requirements.

The Village maintains a reserve in the Capital Projects Fund for cash flow purposes and funding of the annual capital improvement/road program. The long-term capital improvement plan was updated during the year. During fiscal year 2017, an additional transfer to the Capital Projects Fund of \$212,935 was made as a result of closing out a Fund which provides additional funding for future capital projects.

4. The Village will maintain a working capital level in the Waterworks Fund of at least 25% of operating expenses taking into account typical capital outlays. For the purpose of this policy working capital will be defined as current assets (excluding restricted cash and equivalents, if any) less current liabilities. Working capital over and above this level will be met if an operating or capital investment activity financed with reserves is planned. This level will:

- a. Provide resources in the event of a loss of a significant water usage customer or decrease in usage from customers
- b. Ensure adequate resources for annual fluctuations in capital investment activities necessary to support operations.
- c. Provide sufficient cash flow during the year based on the timing of expenditures and receipt of payments from customers.

The projected working capital level of the Water Fund at May 31, 2018 is \$2,550,328 or about 96% of applicable expenditures. A portion of this working capital level is planned to use to complete the construction of the new water tower project in FY 2018-19.

Village of North Aurora

Basis of Accounting and Basis of Budgeting

The **modified accrual basis of accounting** is used for all **governmental fund types** (General Fund, Special Revenue Funds, Debt Service Funds and Capital Project Funds) and agency funds. Under the modified accrual basis of accounting, revenues are recognized when susceptible to accrual (i.e. when they become measurable and available).

The **accrual basis of accounting** is utilized by **proprietary fund types** including enterprise funds and internal service funds, and **pension trust fund types**. Under this method, revenues and additions are recorded when earned and expenses and deductions are recorded at the time liabilities are incurred.

Both the modified accrual basis of accounting and the accrual basis of accounting are consistent with generally accepted accounting principles (**GAAP**).

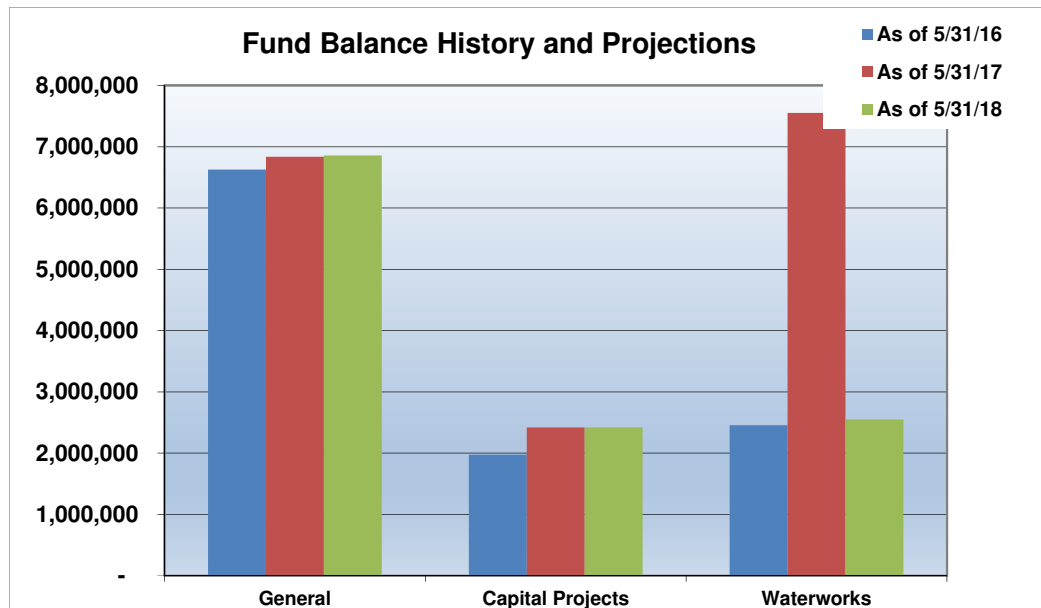
Basis of Budgeting

The budget for the Village is prepared on a basis **consistent with GAAP** as described above except for the following major exceptions described and identified below as the budgetary basis:

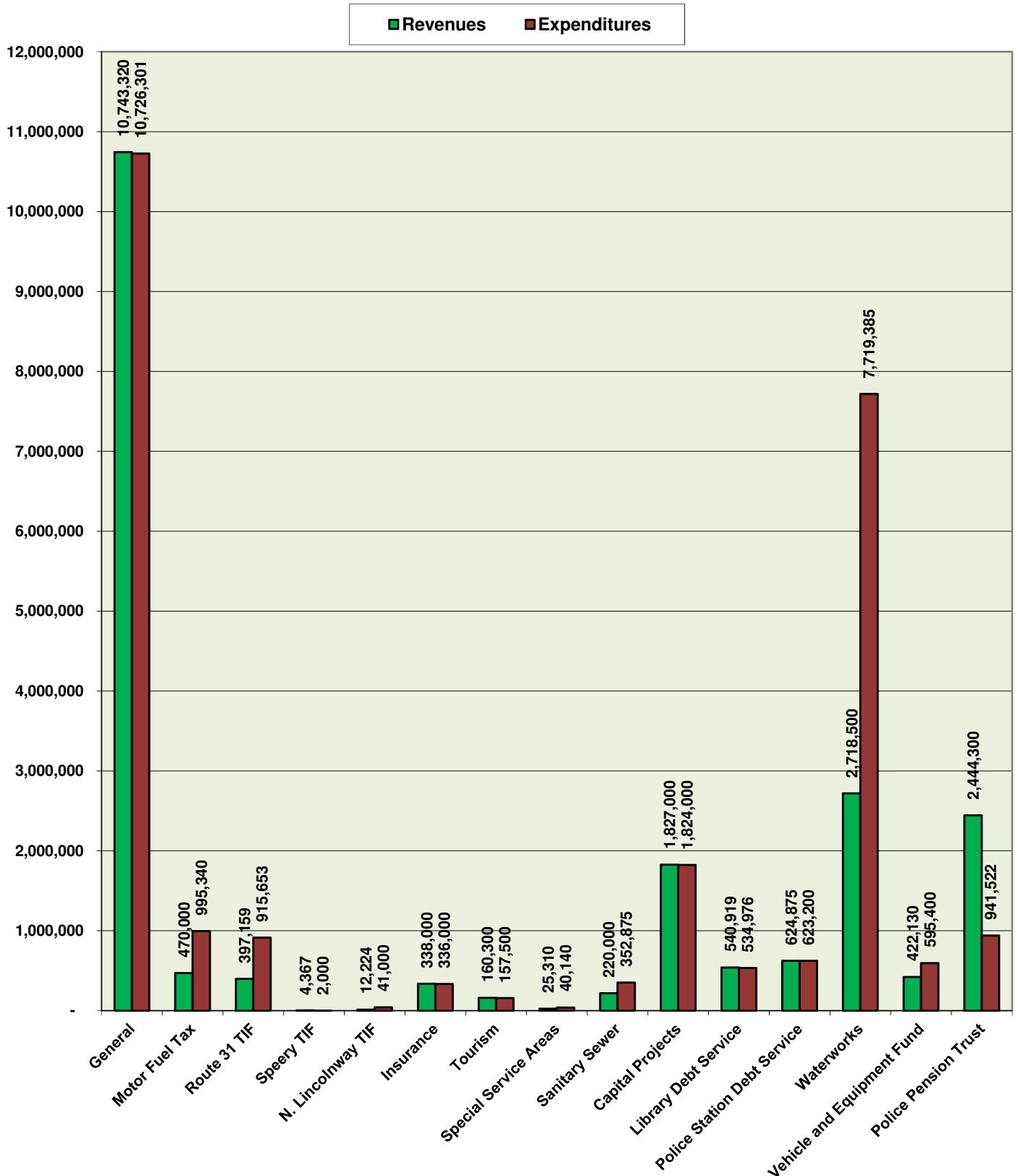
1. Capital outlay and expenditures within the proprietary fund-types are capitalized and recorded as assets on a GAAP basis (if the threshold is met), but expensed annually on the budgetary basis. In addition, depreciation expense is not shown on the budgetary basis for the proprietary fund-types since capital outlay is expensed and not depreciated. The budgetary basis provides a more accurate description of the actual capital outlays made and planned for during the year for the proprietary fund-types.
2. Loan/bond proceeds in Enterprise funds are shown as revenues for the budgetary basis, and assets on a GAAP basis. Likewise, principal payments are shown as expenditures on a budgetary basis but reflected as a decrease in long-term debt payable on a GAAP basis. Under GAAP, loan/bond proceeds for proprietary funds would be shown as an asset and offset with long-term debt payable. Interest payments are shown as expenditures when due whereas under GAAP interest is accrued to the amount payable at the end of the year.
3. Reimbursements from Other Funds which are normally shown as a reduction of expenditures on a GAAP basis are shown as a revenue source to that fund on the budget basis.
4. Pension expense and OPEB expenses are shown as expenses on the GAAP basis in proprietary fund-types but are not shown as expenses on the budgetary basis.

**Village of North Aurora
FY 2017-2018 Budget Summary
Summary of All Funds**

Fund	Projected Fund Balance As of 5/31/17	FY 17-18 Budgeted Revenues	FY 17-18 Budgeted Expenditures	Revenues Over/(Under) Expenditures	Projected Fund Balance As of 5/31/18
General	6,839,107	10,743,320	10,726,301	17,019	6,856,126
Motor Fuel Tax	1,269,243	470,000	995,340	(525,340)	743,903
Route 31 TIF	1,348,395	397,159	915,653	(518,494)	829,901
Speery TIF	3,583	4,367	2,000	2,367	5,950
N. Lincolnway TIF	29,044	12,224	41,000	(28,776)	268
Insurance	310,365	338,000	336,000	2,000	312,365
Tourism	80,095	160,300	157,500	2,800	82,895
Special Service Areas	166,992	25,310	40,140	(14,830)	152,162
Sanitary Sewer	1,402,032	220,000	352,875	(132,875)	1,269,157
Capital Projects	2,417,640	1,827,000	1,824,000	3,000	2,420,640
Library Debt Service	106,888	540,919	534,976	5,943	112,831
Police Station Debt Service	260,725	624,875	623,200	1,675	262,400
Waterworks	7,551,213	2,718,500	7,719,385	(5,000,885)	2,550,328
Vehicle and Equipment Fund	1,721,853	422,130	595,400	(173,270)	1,548,583
Police Pension Trust	15,755,038	2,444,300	941,522	1,502,778	17,257,816
TOTAL ALL FUNDS:	39,262,213	20,948,404	25,805,292	(4,856,888)	34,405,325
Less					
Police Pension Trust	(15,755,038)	(2,444,300)	(941,522)	(1,502,778)	(17,257,816)
REVISED TOTAL:	23,507,175	18,504,104	24,863,770	(6,359,666)	17,147,509



Village of North Aurora Revenues and Expenditures by Fund FY 2017-2018



Village of North Aurora
FY 2017-2018 Budget
History of Revenues by Type and Expenditures by Function

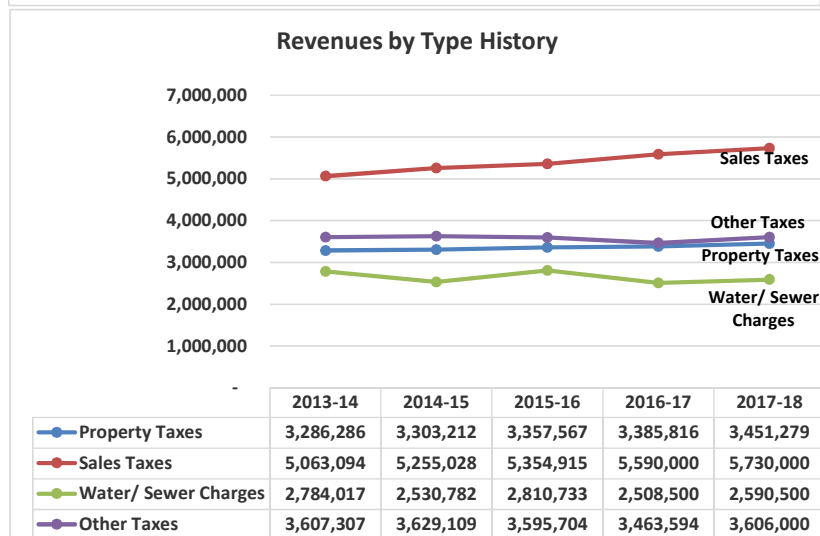
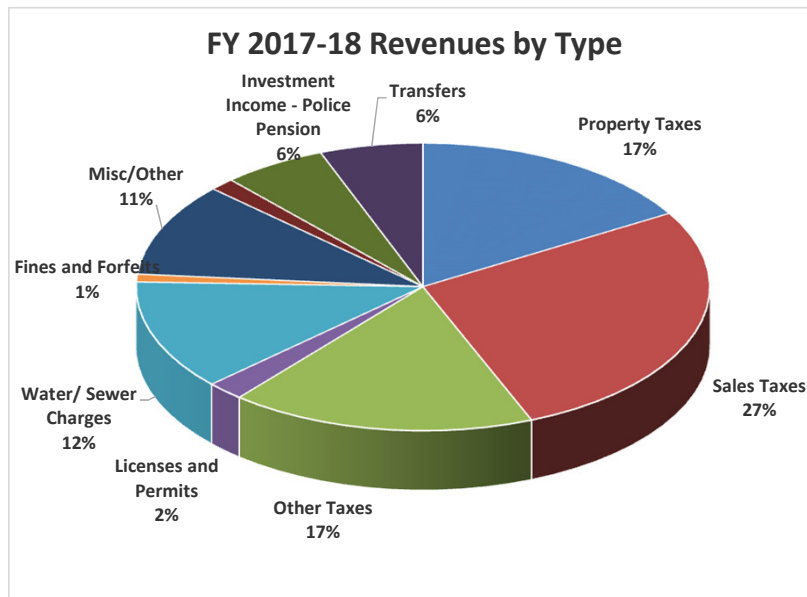
	2013-2014 <u>Actual</u>	2014-2015 <u>Actual</u>	2015-2016 <u>Actual</u>	2016-2017 <u>Budget</u>	2016-2017 <u>Projected</u>	2017-2018 <u>Budget</u>
<u>Revenues</u>						
Property Taxes	3,286,286	3,303,212	3,357,567	3,396,882	3,385,816	3,451,279
Sales Tax - 1%	4,082,570	4,289,805	4,394,997	4,460,000	4,600,000	4,715,000
Sales Tax - 0.50% Non Home Rule	980,524	965,223	959,918	975,000	990,000	1,015,000
Utility/Telecommunication Taxes	897,503	831,998	766,166	788,000	748,000	766,000
Other Taxes	2,709,805	2,797,110	2,829,538	2,968,000	2,715,594	2,840,000
Licenses and Permits	833,002	989,148	983,400	399,300	439,220	442,300
Franchises	231,573	263,099	278,676	290,000	285,000	305,000
Charges for Services - General	89,151	82,196	55,087	82,250	37,550	42,550
Charges for Services - Waterworks	2,608,357	2,362,150	2,640,920	2,305,500	2,337,500	2,415,500
Charges for Services - Sanitary Sewer	175,660	168,632	169,813	163,000	171,000	175,000
Rent	217,249	179,807	193,970	209,000	215,000	232,000
Fines and Forfeits	177,757	142,274	139,825	173,500	156,700	182,500
Investment Income - Village	82,719	(165,209)	108,016	145,650	181,901	294,000
Investment Income - Police Pension	1,150,948	794,707	14,312	1,150,300	1,230,300	1,230,300
Police Pension Contributions	799,642	1,062,046	989,060	1,177,000	1,177,000	1,214,000
Bond/Loan Proceeds	-	7,141,582	-	-	5,800,000	-
Miscellaneous	1,481,901	827,541	900,211	407,500	385,707	409,800
Transfers	1,535,826	1,577,582	1,669,872	1,567,148	1,566,083	1,218,175
Total Revenues	21,340,473	27,612,903	20,451,349	20,658,030	26,422,371	20,948,404
<u>Expenditures</u>						
<u>General Fund</u>						
Legislative	99,988	98,045	97,728	107,556	96,706	108,738
Plan Commission	-	-	-	-	-	-
Administration/Finance	674,929	803,586	954,847	1,007,063	978,031	1,115,430
Police Commission	7,480	2,021	17,181	10,475	5,175	6,675
Police Department	4,606,325	5,009,600	5,026,577	5,451,267	5,307,973	5,474,355
Community Development	501,003	485,845	474,440	587,912	568,831	599,193
Public Works	1,940,177	1,863,673	1,827,835	1,948,573	1,923,635	1,920,035
Non-Departmental	822,686	831,382	808,459	887,000	821,000	879,000
Transfers	924,066	995,706	1,070,625	624,834	624,834	622,875
Total General Fund	9,576,653	10,089,857	10,277,691	10,624,680	10,326,185	10,726,301
Motor Fuel Tax Fund	563,805	395,279	627,479	1,162,227	452,500	995,340
Community Development Loan Fund	4,787	109,105	3,872	349,000	337,978	-
Route 31 TIF Fund	727,755	198,991	1,010,901	803,653	200,653	915,653
Sperry TIF Fund	-	840	7,743	2,000	-	2,000
N. Lincolnway TIF Fund	-	32	18,144	7,500	-	41,000
Insurance Fund	335,850	309,729	279,212	372,000	328,000	336,000
Tourism Fund	62,742	62,774	118,600	125,000	126,800	157,500
North Aurora Activity Center Fund	181,464	-	-	-	-	-
Special Service Areas Funds	35,097	7,536	7,686	40,292	33,642	40,140
Sanitary Sewer Fund	245,469	233,052	149,550	415,875	324,875	352,875

Village of North Aurora
FY 2017-2018 Budget
History of Revenues by Type and Expenditures by Function

	<u>2013-2014</u> <u>Actual</u>	<u>2014-2015</u> <u>Actual</u>	<u>2015-2016</u> <u>Actual</u>	<u>2016-2017</u> <u>Budget</u>	<u>2016-2017</u> <u>Projected</u>	<u>2017-2018</u> <u>Budget</u>
<u>Capital Projects Fund</u>						
Annual Road Program	1,923,159	2,276,130	2,584,031	2,475,000	1,255,000	1,649,000
Oak Street Reconstruction/Rt. 31	-	4,531	-	-	-	-
Village Facility Improvements	-	375,656	125,744	20,000	20,862	50,000
Bikeway Projects	-	-	-	-	-	-
Sidewalk/ROW Improvements	33,083	17,762	93,731	295,000	163,000	75,000
Oak/Orchard Intersection	-	-	-	-	-	-
Non-Departmental	25,628	12,185	33,843	209,000	63,000	50,000
Total Capital Projects Fund	1,981,870	2,686,265	2,837,348	2,999,000	1,501,862	1,824,000
Police Station Capital Fund	-	-	-	-	-	-
Library Debt Service Fund	504,590	514,115	521,080	526,476	526,476	534,976
Police Station Debt Service Fund	688,771	7,830,827	623,205	627,200	627,065	623,200
<u>Waterworks Fund</u>						
Waterworks Admin/Operations	1,998,514	1,891,276	1,867,864	2,587,026	2,441,405	2,346,585
Watermain Replacement	202,049	1,364,469	339,433	451,000	530,000	30,000
Well #3	-	-	147,741	-	-	-
Well #4	-	-	-	-	-	-
Well #5	-	-	-	-	-	-
Well #6	-	-	-	-	-	-
Well #7	-	-	154,640	-	-	-
Water Treatment Plant - West	-	-	-	-	-	240,000
Water Treatment Plant - East	-	-	-	-	160,000	-
Water System Improvements	-	-	-	-	-	-
Well #8	-	-	-	-	80,000	2,255,000
Well #9	-	-	-	-	60,000	2,255,000
Central Water Tower	-	-	-	-	20,000	592,800
Total Waterworks Fund	2,200,564	3,255,745	2,509,678	3,038,026	3,291,405	7,719,385
Vehicle and Equipment Fund	311,901	383,903	383,762	358,661	295,000	595,400
Police Pension Trust Fund	566,128	600,278	672,991	870,790	736,962	941,522
Total Expenditures	17,987,448	26,678,328	20,048,943	22,322,380	19,109,403	25,805,292
Revenues Over/(Under) Expenditures	3,353,025	934,576	402,406	(1,664,350)	7,312,968	(4,856,888)

**Village of North Aurora
FY 2017-2018 Budget
Summary of Revenues by Type**

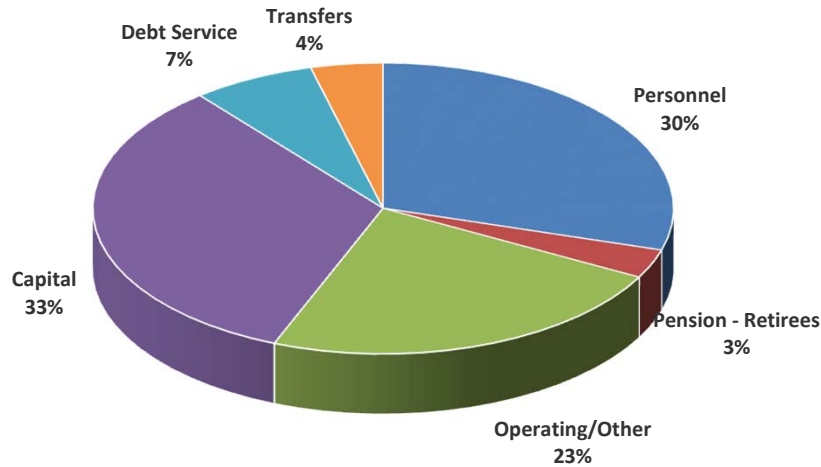
	2013-2014 <u>Actual</u>	2014-2015 <u>Actual</u>	2015-2016 <u>Actual</u>	2016-2017 <u>Budget</u>	2016-2017 <u>Projected</u>	2017-2018 <u>Budget</u>
<u>Revenues By Type Across All Funds</u>						
Property Taxes	3,286,286	3,303,212	3,357,567	3,396,882	3,385,816	3,451,279
Sales Taxes	5,063,094	5,255,028	5,354,915	5,435,000	5,590,000	5,730,000
Other Taxes	3,607,307	3,629,109	3,595,704	3,756,000	3,463,594	3,606,000
Licenses and Permits	833,002	989,148	983,400	399,300	439,220	442,300
Water/ Sewer Charges	2,784,017	2,530,782	2,810,733	2,468,500	2,508,500	2,590,500
Fines and Forfeits	177,757	142,274	139,825	173,500	156,700	182,500
Bond/Loan Proceeds	-	7,141,582	-	-	5,800,000	-
Misc/Other	2,819,516	2,414,688	2,417,004	2,165,750	2,100,257	2,203,350
Investment Income - Village	82,719	(165,209)	108,016	145,650	181,901	294,000
Investment Income - Police Pension	1,150,948	794,707	14,312	1,150,300	1,230,300	1,230,300
Transfers	1,535,826	1,577,582	1,669,872	1,567,148	1,566,083	1,218,175
Total Revenues	21,340,473	27,612,903	20,451,349	20,658,030	26,422,371	20,948,404
<i>Less Interfund Transfers</i>	(1,535,826)	(1,577,582)	(1,669,872)	(1,567,148)	(1,566,083)	(1,218,175)
Total Revenues (Less Transfers)	19,804,646	26,035,321	18,781,477	19,090,882	24,856,288	19,730,229



**Village of North Aurora
FY 2017-2018 Budget
Summary of Expenditures by Type**

	2014-2015 <u>Actual</u>	2015-2016 <u>Actual</u>	2015-2016 <u>Actual</u>	2016-2017 <u>Budget</u>	2016-2017 <u>Projected</u>	2017-2018 <u>Budget</u>
<u>Expenditures By Type Across All Funds</u>						
Personnel	6,216,547	6,645,323	6,856,402	7,507,125	7,330,837	7,649,536
Pension - Retirees	534,087	568,087	642,831	756,240	700,508	826,997
Operating/Other	4,963,550	4,860,055	4,650,328	6,472,202	6,033,179	6,000,816
Capital	3,187,459	4,305,113	4,724,419	4,821,661	2,279,862	8,520,400
Debt Service	1,730,876	8,884,669	1,685,736	1,701,746	1,701,611	1,770,538
Transfers	1,354,928	1,415,080	1,489,227	1,063,406	1,063,406	1,037,005
Total Expenditures	17,987,448	26,678,328	20,048,943	22,322,380	19,109,403	25,805,292
<i>Less Interfund Transfers</i>	(1,354,928)	(1,415,080)	(1,489,227)	(1,063,406)	(1,063,406)	(1,037,005)
Total Expenditures (Less Transfers)	16,632,519	25,263,248	18,559,716	21,258,974	18,045,997	24,768,287

FY 2017-18 Expenditures by Type



Expenditures by Type History

9,000,000
8,000,000
7,000,000
6,000,000
5,000,000
4,000,000
3,000,000
2,000,000
1,000,000
-

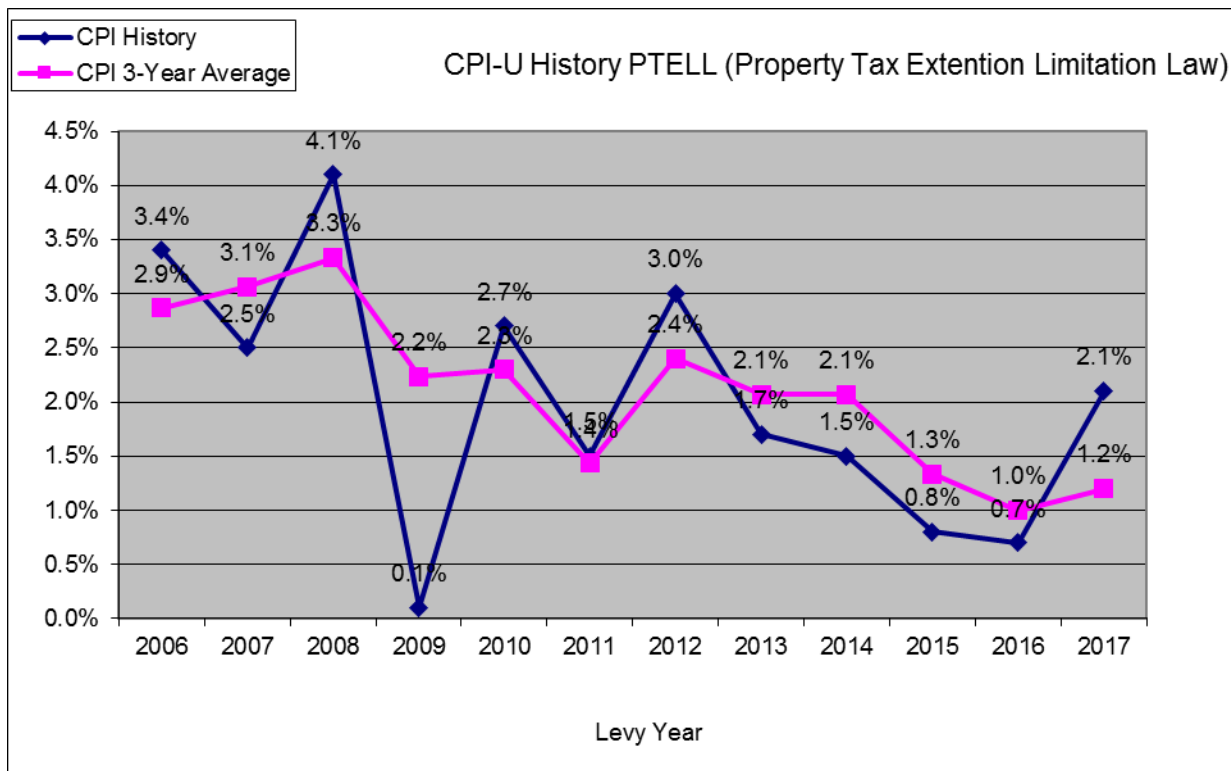
	2013-14	2014-15	2015-16	2016-17	2017-18
Personnel	6,216,547	6,645,323	6,856,402	7,330,837	7,649,536
Operating/Other	4,963,550	4,860,055	4,650,328	6,033,179	6,000,816
Capital	3,187,459	4,305,113	4,724,419	2,279,862	8,520,400

Village of North Aurora Major Revenue Descriptions and Analysis

GENERAL FUND

Property Taxes

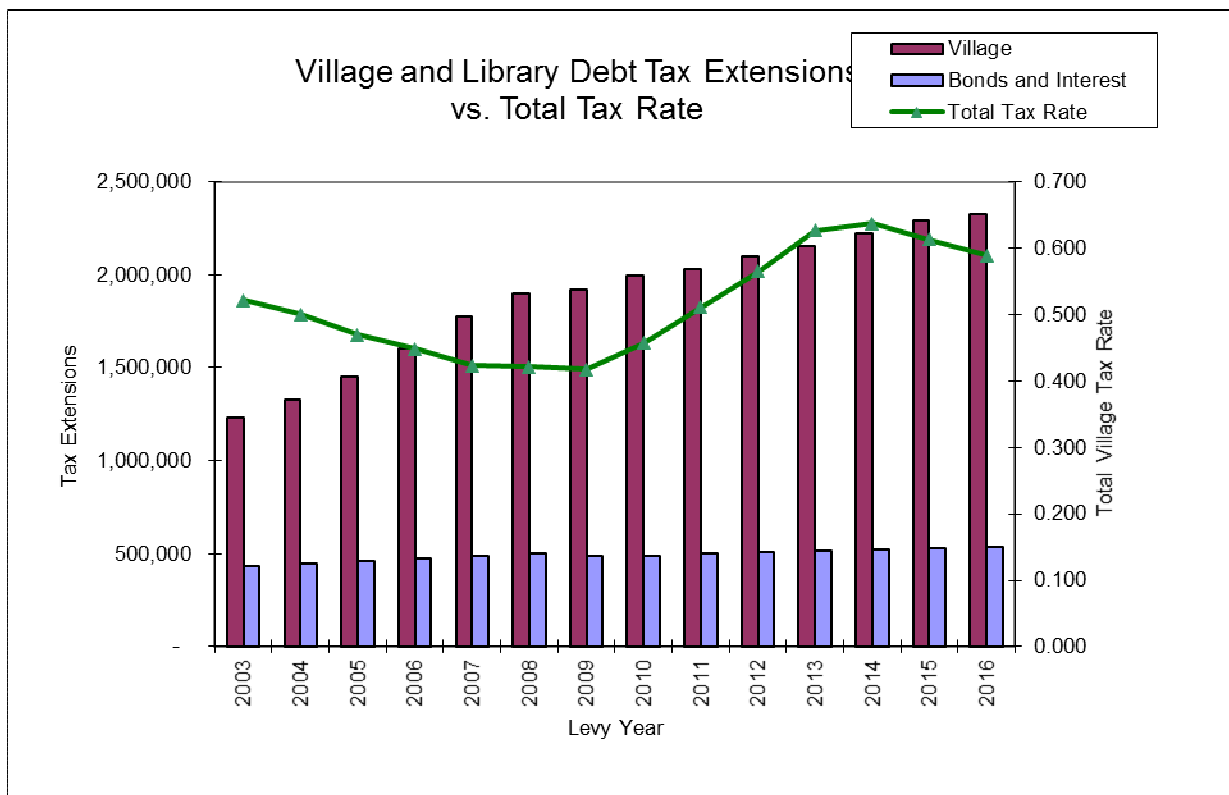
Property Taxes represent 19% of General Fund revenues. The Village is a non-home rule municipality and is also subject to the Property Tax Extension Limitation Law (PTELL). As such, the Village is limited in the amount of the increase in property taxes that the County will extend over last year's total extension to the annual increase in the rate of inflation based on the increase in the Consumer Price Index (CPI-U) for the previous year or 5%, whichever is lesser. However, the Village is allowed to "capture" the value of new construction within the tax cap formulas so the actual increase in total property taxes that is extended includes the assessed valuation of new construction. The graph below shows the history of the CPI as it is applied to the allowable increase in property taxes, as well as a three-year average of the CPI. The Budget incorporates the 0.7% CPI increase that has been applied to the 2016 levy, to be collected in FY 2017-18. The graph also shows the most recent CPI of 2.1% which will be eligible for the future December, 2017 levy, to be collected in FY 2018-19.



The following chart shows a history of the Village's tax rate versus the amount of property taxes extended by the County for both Village operating, and the bonds and interest for the Messenger Public Library. Property tax revenue has increased by the allowable CPI factor, prior to an allowance for new construction. Increases and decreases in the equalized assessed value of property within the Village by the townships and County impact what the actual calculated property tax rate. As property values have stabilized and begin increasing within the

Village the actual property tax rate has begun to decrease once again. This is reflected in the following chart as the stabilization of the Village's EAV in 2015 resulted in an overall more stable property tax rate.

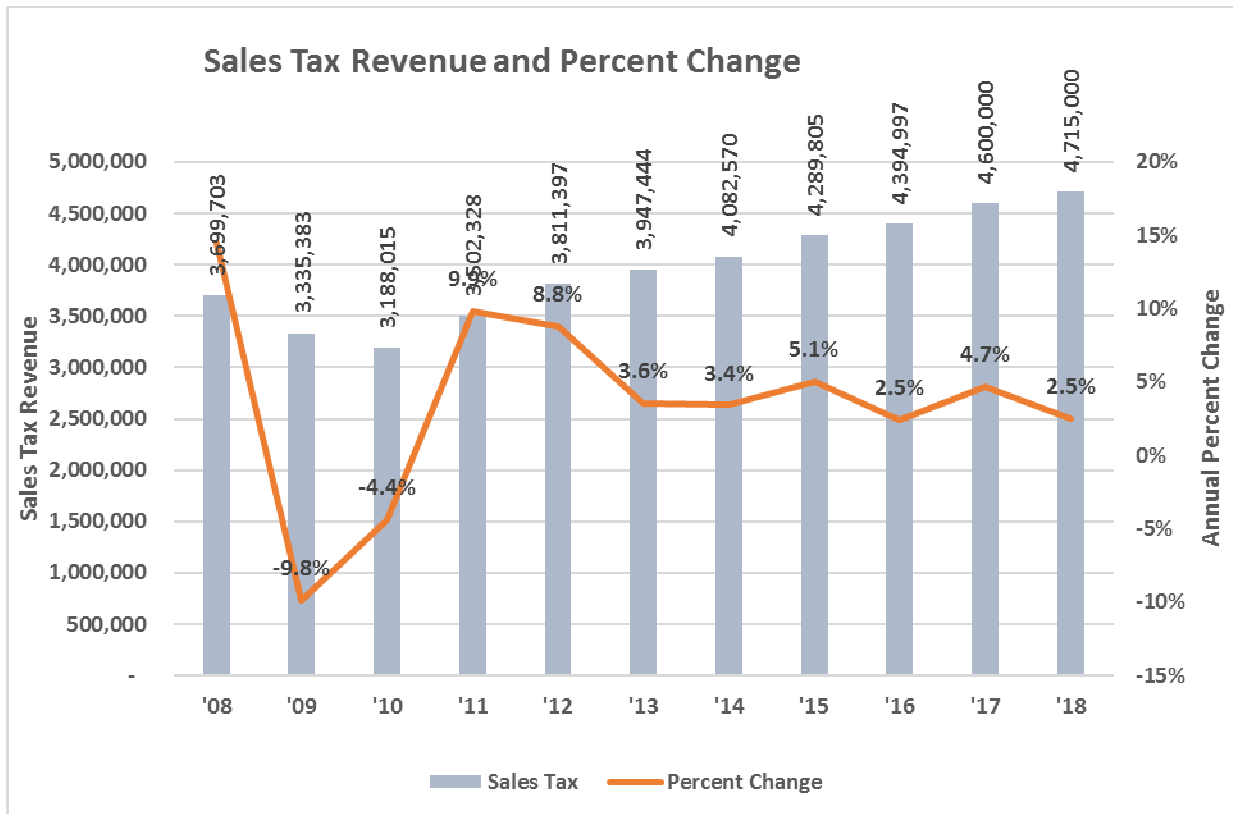
For FY 2017-18 (based on the 2016 levy), \$2,070,000 in property tax revenue is budgeted to be received in the General Fund from various individual levies to support general village services such as police protection and public works and \$255,000 is budgeted to be received in the Insurance Fund to support the costs of liability and workers' comp coverage. The property tax revenue levied to pay for bonds and interest is budgeted to be \$539,719 and the entire amount goes towards the repayment of the library bonds.



Sales Tax – 1% Share

The Village receives, from the State of Illinois on a monthly basis, 16% of the revenue generated by the 6.25% State sales tax on general merchandise (or 1% of gross sales). In addition, the Village receives 100% of the revenue generated by the 1.00% State sales tax on food and qualifying food and drugs (also 1% of gross sales). The revenue received is based on actual sales made within the Village and is allocated to the General Fund. The total sales tax rate within the Village for general merchandise is 7.5%, titled vehicles is 7.0% and qualifying food and drugs is 1.75%.

Sales tax revenue represents 44% of General Fund revenues. The following chart shows a history of the gross sales tax collections. The chart shows the last nine actual fiscal years, current fiscal year '17 and budget year '18. A portion of the sales taxes shown below are rebated to developers per various rebate agreements. The rebates total approximately 16% of the total sales tax revenues received.



Sales tax revenue reached \$3.7 million '08 and declined \$550,000 over a two-year period to \$3.18 million in '10, a decrease of 14.3%. The decrease was due to a few business closings, and a decrease in retail activity due to the recession. Beginning in '11, sales taxes began showing moderate to strong recovery year-over-year. The current year projection for '17 reflects an increase of 4.7% over last year to \$4.6 million, an all-time high. Much of the increase over the past few years has been due to the sales of food, automotive and filling stations, manufacturing and drinking and eating categories. New businesses opening have contributed to the '17 projection. Sales tax revenue since the end of the recession has increased for six (7) consecutive years. For the Budget, sales taxes are projected to increase 2.5% due to the continued economic expansion, new businesses and increases in auto sales. Sales taxes are projected to be \$4,715,000 for FY 17-18. The Village remains an excellent location for all types of businesses along I-88 and Orchard Road, Randall Road and Rt. 31 along with other corridors within the Village.

Income Tax

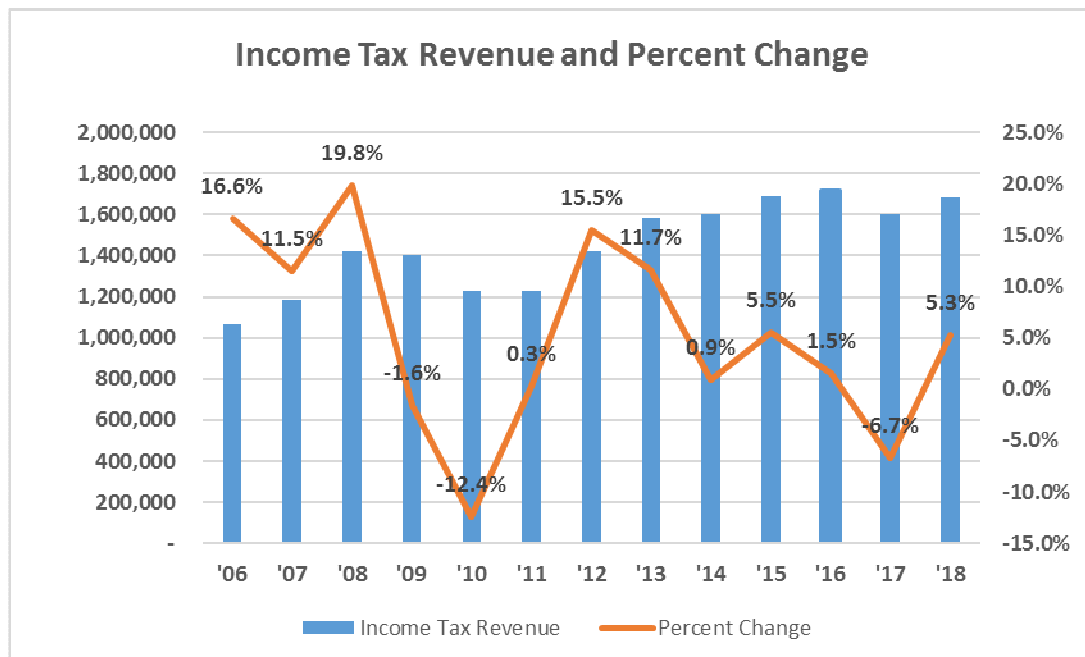
Prior to January, 2011, the State of Illinois had an income tax rate of 3% for individuals, trusts and estates and 4.8% for corporations. Of the total net income tax collections received by the State, 1/10th was restricted to the Local Government Distributive Fund (LGDF) which were distributed to municipalities and counties based on their percentage of the State's official census population (per capita). This allocation formula was changed when the State of Illinois passed an income tax increase effective January, 2011. In addition to the increase, the State

also changed the percentage of taxes distributed to the LGDF in order to ensure that the State receives all of the additional revenue generated by the income tax increase. The table below shows the old income tax rates in 2010 and the new rates in 2011 as well as the corresponding decreases in the municipal share. The income tax rates decreased as planned in 2015 and another rate decrease is scheduled to take place in 2025. The Municipal/LGDF share was also adjusted in 2015 to account for the decrease as shown in the following table.

<u>State Income Tax Rate</u>	<u>2010</u>	<u>2011</u>	<u>2015</u>	<u>2025</u>
Individual	3.00%	5.00%	3.75%	3.25%
Corporate	4.80%	7.00%	5.25%	4.80%

<u>Municipal/LGDF Share</u>	<u>2010</u>	<u>2011</u>	<u>2015</u>	<u>2025</u>
Individual	10.00%	6.00%	8.00%	9.23%
Corporate	10.00%	6.86%	9.14%	10.00%

There are no restrictions on the types of expenditures that a municipality may fund with their share of income tax revenues. This is a very elastic revenue source that fluctuates significantly based on the performance of the national and state economy. Income tax revenue represents 16% of all General Fund revenues. Revenue for the current year is projected to decrease 6.7% to \$1,600,000. This is apparently due to changes at the State level in how it allocates income tax revenue via its software, a federal tax code changes allowing certain greater deductions and some one-time capital gains in the prior year. This includes a slight positive offset as the Village's partial, special census was completed in 2016 and increased the Village's official population by 4.1% to 17,441. This increased the Village's allocation beginning with the January 2017 distribution by the same 4.1% percentage. The Budget projects income tax revenue to increase 5.3% to \$1,680,000 due primarily to the continued overall growth in personal and corporate income tax receipts, and seven months of 4.1% increases due to the special census. The following chart shows the history of income tax revenue and budget for the following year, illustrating the significant changes in this revenue source on an annual basis.

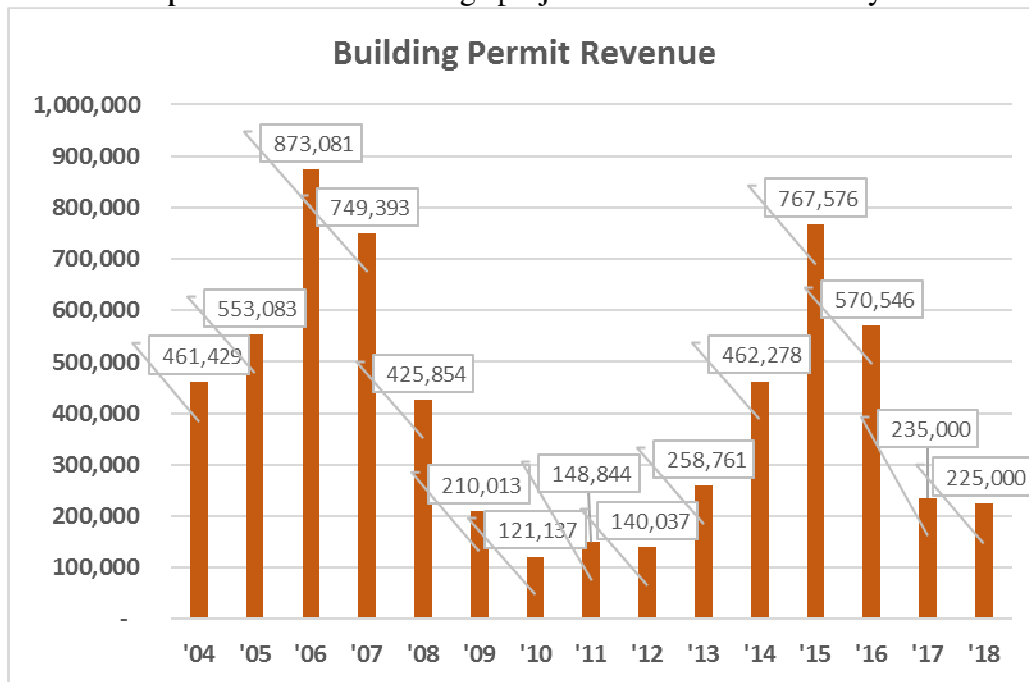


The State of Illinois has had discussions or has made proposals that would reduce LGDF to municipalities. Many proposals have been made over the years and the Village in cooperation with other municipalities and councils of government have communicated to the State the importance of maintaining the current allocation of income tax revenue to municipalities.

Building Permits

The Village currently has a building permit fee of \$31 per 100 square feet. Building permit revenue varies considerably based on the number and pace of residential and commercial development as the chart below illustrates. Building permit revenue peaked in FY '06 at \$873,080 during the peak of the residential construction of new subdivisions in the central and western part of the Village. Due to declines in the housing market building permit revenue significantly declined and was \$140,037 back in '12.

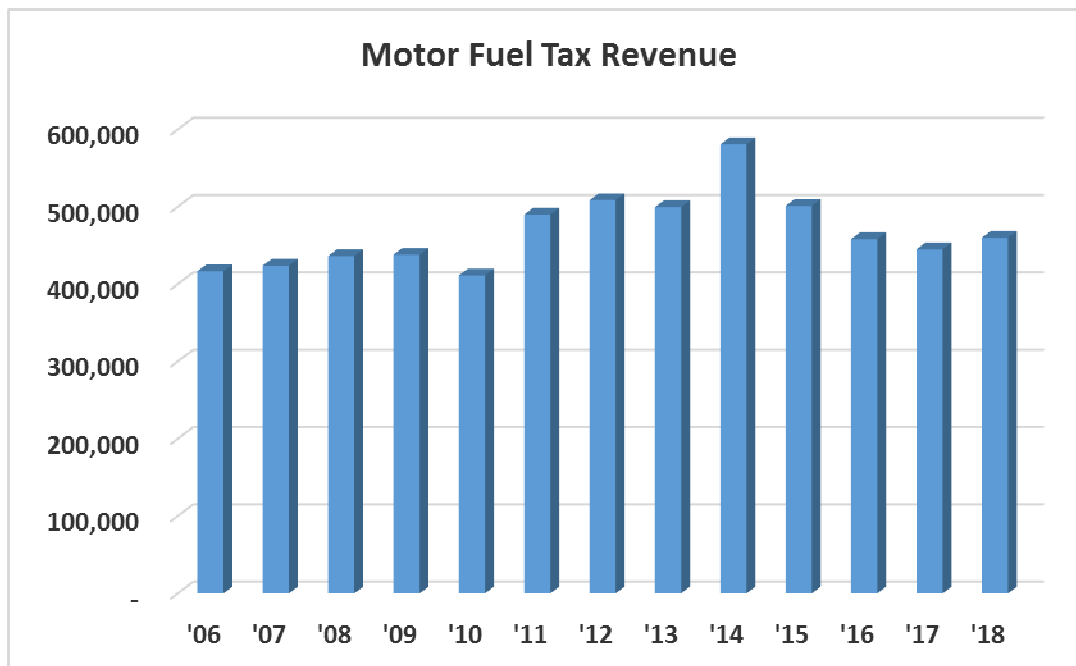
Over the last few years since '13 building permit revenue increased significantly due to completion of the Randall Highlands multi-family subdivision and Mirador single family subdivision, permitting of large industrial buildings along Orchard Gateway and at Liberty and a large number of roof and siding permits taken out for the repair of a major hail storm that damaged many homes in the Village. In '16 significant permits received include the development of the Springs at Orchard apartment community and another industrial building on Orchard Gateway. Revenue for the current '17 year is projected to reach \$235,000, less than the prior years and close to what the Village views as a “base” value going forward. For the '17 budget revenue is projected to be \$225,000, a base level that may increase if significant, additional one-time permit revenues for large projects are issued which may occur.



MOTOR FUEL TAX FUND

Motor Fuel Tax

The State collects a 19-cent tax on gasoline and 21.5 cent tax on diesel fuel. A portion of this revenue is distributed to municipalities based on their population versus the total municipal population in the State. Increases and decreases in the consumption of gasoline affect the total revenues collected by the State and the amount subsequently distributed to municipalities on a monthly basis. Increases in the official population count of the Village through a special census will increase the Village's share of its revenue. The chart below provides a history and projection of MFT revenue. Revenue for FY '17 is projected to be \$445,000. In '16 the Village received the 6th and final distribution of the Illinois Jobs Now grant which was about \$69,000 a year, supplemental funding from the State. For FY '18 revenue is expected to be \$460,000, an increase of 3.3% due to an increase in funding next year as a result of the special census.

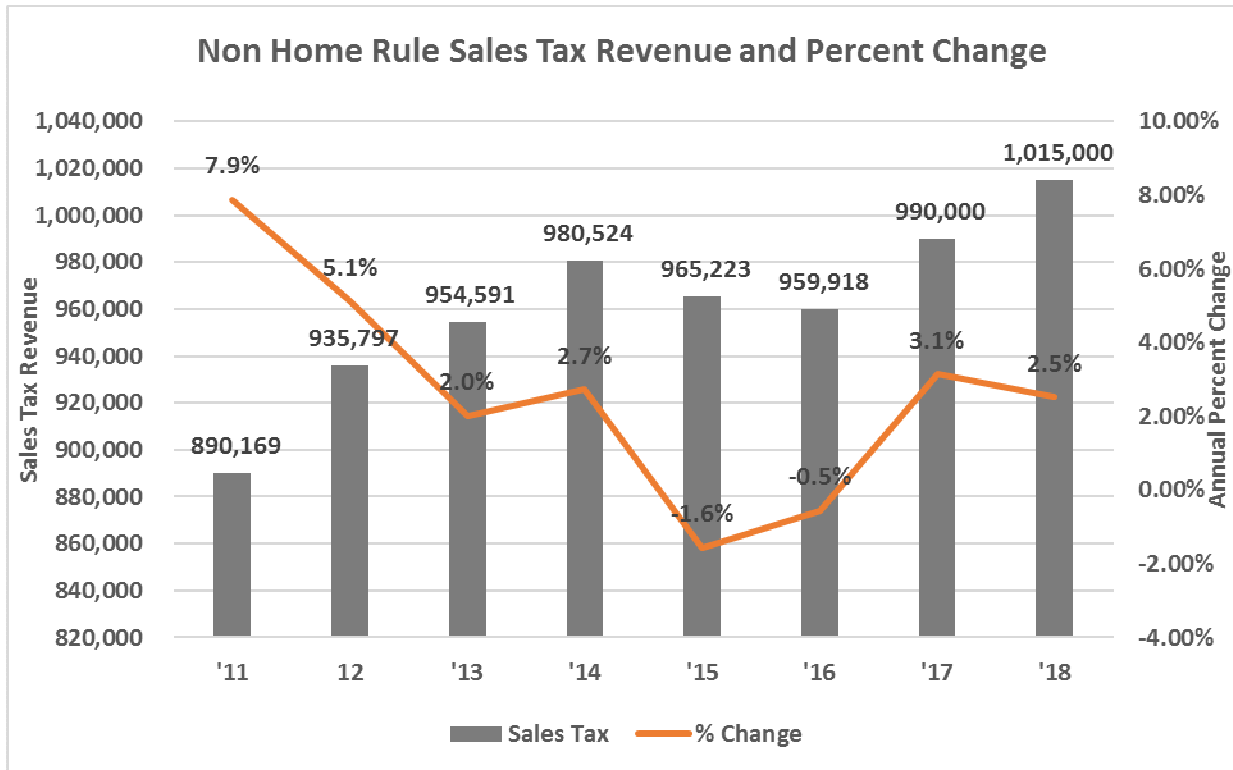


CAPITAL PROJECTS FUND

Non-Home Rule Sales Tax

The Village implemented effective January 1, 2004 a non-home rule sales tax of 0.50% on general merchandise. The tax was approved in a referendum. The tax is not applicable to sales of food not prepared for immediate consumption, drugs and titled vehicles. Proceeds from this tax are restricted for public infrastructure and other purposes as defined by Statute.

For FY '17, revenue is projected to increase 3.1% \$990,000, due to a slight rebound in gas prices and new businesses that have opened during the year. For the next budget year, revenue is projected to increase to \$1,015,000 or 2.5% as economic activity continues to expand.



Utility Tax – Electricity and Gas

The Village implemented a 1.50% utility tax on electricity and gas on April 1, 2004 in order to fund road and related improvements within the Village. Based on updates to the long-term road and infrastructure program, the tax was increased to 3.0% in 2009. In 2012 the taxes were made permanent based on the revised, twenty-year projection of necessary road and infrastructure improvements. Both taxes are formally committed by the Village Board for roads, infrastructure and capital projects. The tax on natural gas is based on the gross receipts and is influenced significantly by increases and decreases in the price of natural gas. The tax for electricity is based on the number of kilowatt-hours used and is actually not a percent-based tax but a cents per kilowatt-hour used tax based on a total percent-equivalency from 1999 as follows:

Monthly Kilowatt-Hours Used

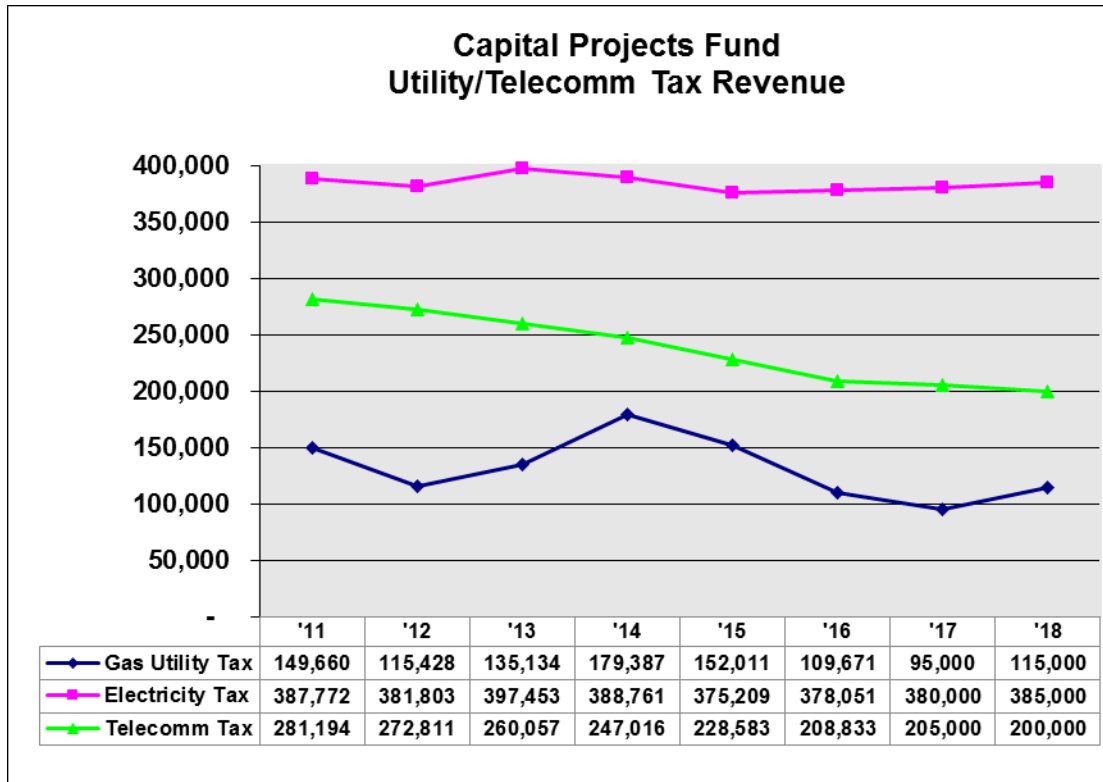
For the 1st 2,000 kilowatt-hours used
 For the next 48,000 kilowatt-hours used
 For the next 50,000 kilowatt-hours used
 For the next 400,000 kilowatt-hours used
 For the next 500,000 kilowatt-hours used
 For the next 2,000,000 kilowatt-hours used
 For the next 2,000,000 kilowatt-hours used
 For the next 5,000,000 kilowatt-hours used
 For the next 10,000,000 kilowatt-hours used
 For all kilowatt-hours over 20,000,000 used

Cents Per Kilowatt-Hour

0.334
 0.220
 0.198
 0.192
 0.186
 0.176
 0.170
 0.168
 0.164
 0.162

For the '18 year revenues from the electricity tax are projected to be \$385,000, a slight increase from last year due to population growth offset by increased efficiencies with consumption of

power. Variances due to weather extremes, i.e. hot summers, will also impact this amount and are unpredictable. Revenue from the gas tax is projected to be \$115,000, \$20,000 more than the current year projected. Gas tax revenue varies due to both the price of gas and weather variability. Gas prices were extremely low this past year, and a return to more normal levels in the coming year is the reason for the increase.



Utility Tax – Telecommunications

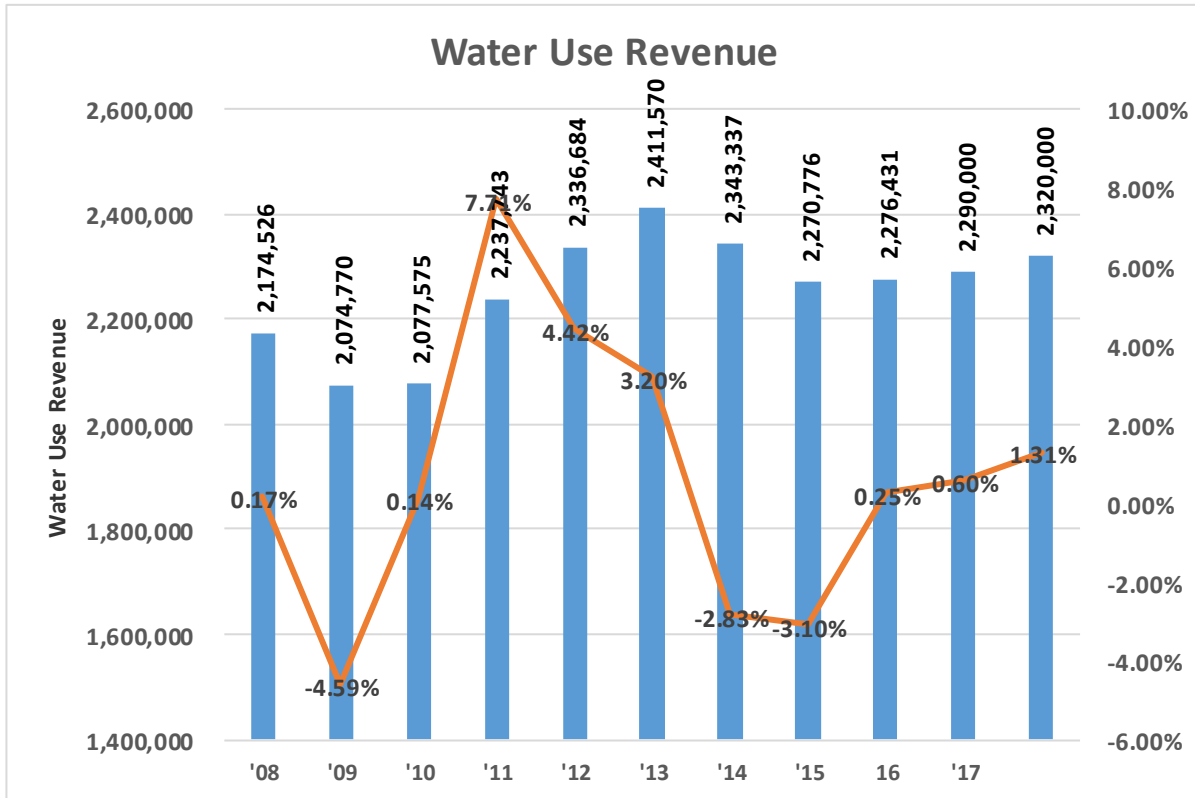
The Village also has a 4% telecommunication tax on all telecommunications services. Of this tax, 1% is recorded in the General Fund to support general operations and 3.0% is allocated to the Capital Projects Fund for local road improvements. Revenue collections from this tax allocated to the Capital Projects Fund are estimated to be \$200,000 in FY '18 the next budget year. The maximum rate for this tax allowed by State statute is 6.0%. Revenues from this tax have been steadily decreasing over the last few years as the price of telecommunication services decreases due to competition, consolidation and technological advances.

WATER FUND

Water Collections

The Village charges bi-monthly for water use within the Village to support the operations, capital improvements and other expenses of the Water Fund. In March, 2010, the Village increased the water rate from \$3.41 per 1,000 gallons used to \$3.55, a 4% increase. In addition, the base charge for the first 3,000 gallons was increased from \$10.90 to \$16.00. These increases were effective August 1, 2010 and provided the Water Fund the necessary revenues to support operations and on-going capital improvements.

The Budget reflects an increase of \$30,000 or 1.3% to \$2,320,000 due to an increase in customers offset by more efficient use of water by customers. Revenues vary based on water use which is affected by the temperature and amount of rainfall during the summer months. Over the last few years revenues have declined due to mild, wet weather during the summer months, and conservation and efficiency efforts by water customers.



Due to increasing operating costs to maintain the water system, and increasing replacement costs for the Village's two water treatment plants the Village is examining the current water rate structure to determine if an increase is needed. The current budget does not reflect an increase.

SANITARY SEWER FUND

Sewer Collection

The Village collects a sanitary sewer fee for each 1,000 gallons of water used. This fee was reduced in February, 2007 from \$0.594 per 1,000 gallons of water used to \$0.35 per 1,000 gallons of water used effective April 15, 2007. Revenue is expected to remain about the same as the current year of \$175,000. An analysis was done regarding the amount of money needed for long-term capital improvements for the sanitary sewer conveyance system and the rate reduction was deemed to be warranted given the money needed in the fund on an annual basis and the level of fund balance in the fund.

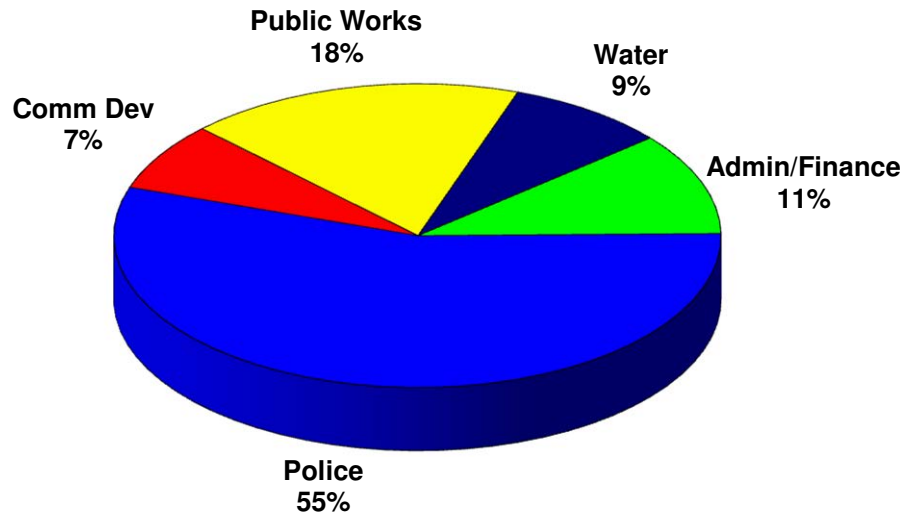
Village of North Aurora
Staffing History by Authorized Full-Time Equivalents

<u>Functional/Primary Budget Allocation</u>	<u>Actual FY 13-14</u>	<u>Actual FY 14-15</u>	<u>Actual FY 15-16</u>	<u>Projected FY 16-17</u>	<u>Budget FY 17-18</u>
<u>Administration/Finance</u>					
Village Administrator	1.00	1.00	1.00	1.00	1.00
Finance Director	1.00	1.00	1.00	1.00	1.00
Accounting and Finance Coordinator	1.00	1.00	1.00	1.00	1.00
Information Technology Analyst	1.00	1.00	1.00	1.00	1.00
Executive Assistant	1.00	1.00	1.00	1.00	1.00
Fiscal/Accounts Payable Specialist (PT)	0.67	0.67	0.67	0.67	0.67
Administrative Intern (PT)	-	-	-	0.69	0.69
Total Admin/Finance	5.67	5.67	5.67	6.36	6.36
<u>Police</u>					
Police Chief	1.00	1.00	1.00	1.00	1.00
Deputy Police Chief	2.00	2.00	2.00	2.00	2.00
Police Sergeant	4.00	5.00	5.00	5.00	5.00
Police Officer - Patrol	18.00	17.00	18.00	18.00	18.00
Police Officer - Investigations	2.00	2.00	2.00	2.00	2.00
Police Officer - School/Comm Service	1.00	1.00	1.00	1.00	1.00
Police Records Specialist	2.40	2.40	2.40	2.40	2.40
Jailers (PT)	0.20	0.20	0.20	0.20	0.20
Crossing Guards (PT)	0.75	0.75	0.75	0.75	0.75
Total Police	31.35	31.35	32.35	32.35	32.35
<u>Community Development</u>					
Community & Econ Development Director	1.00	1.00	1.00	1.00	1.00
Chief Building Inspector	1.00	1.00	1.00	1.00	1.00
Building Inspector	-	-	-	-	-
Code Enforcement Officer	0.72	0.72	0.72	1.25	1.25
Building and Zoning Specialist	1.00	1.00	1.00	1.00	1.00
Seasonal Assistance	0.35	0.35	0.35	-	-
Total Community Development	4.07	4.07	4.07	4.25	4.25
<u>Public Works</u>					
Public Works Director	-	-	-	1.00	1.00
Streets Superintendent	1.00	1.00	1.00	1.00	1.00
Foreman	1.00	1.00	1.00	-	-
Public Works Laborer	5.00	5.00	6.00	6.00	6.00
Customer Service Specialist	1.00	1.00	1.00	1.00	1.00
Custodian	1.00	1.00	1.00	1.00	1.00
Gardeners (PT)	0.20	0.20	0.20	0.20	0.20
Snow Plowers (PT)	0.25	0.25	0.25	0.25	0.25
Total Public Works	9.45	9.45	10.45	10.45	10.45
<u>Water</u>					
Water Superintendent	1.00	1.00	1.00	1.00	1.00
Sr. Water Plant Operator	1.00	1.00	1.00	1.00	1.00
Water Laborer	1.00	1.00	2.00	2.00	2.00
Fiscal/Utility Billing Specialist	1.00	1.00	1.00	1.00	1.00
Total Water	4.00	4.00	5.00	5.00	5.00
TOTAL FULL-TIME EQUIVALENTS:	54.54	54.54	57.54	58.41	58.41

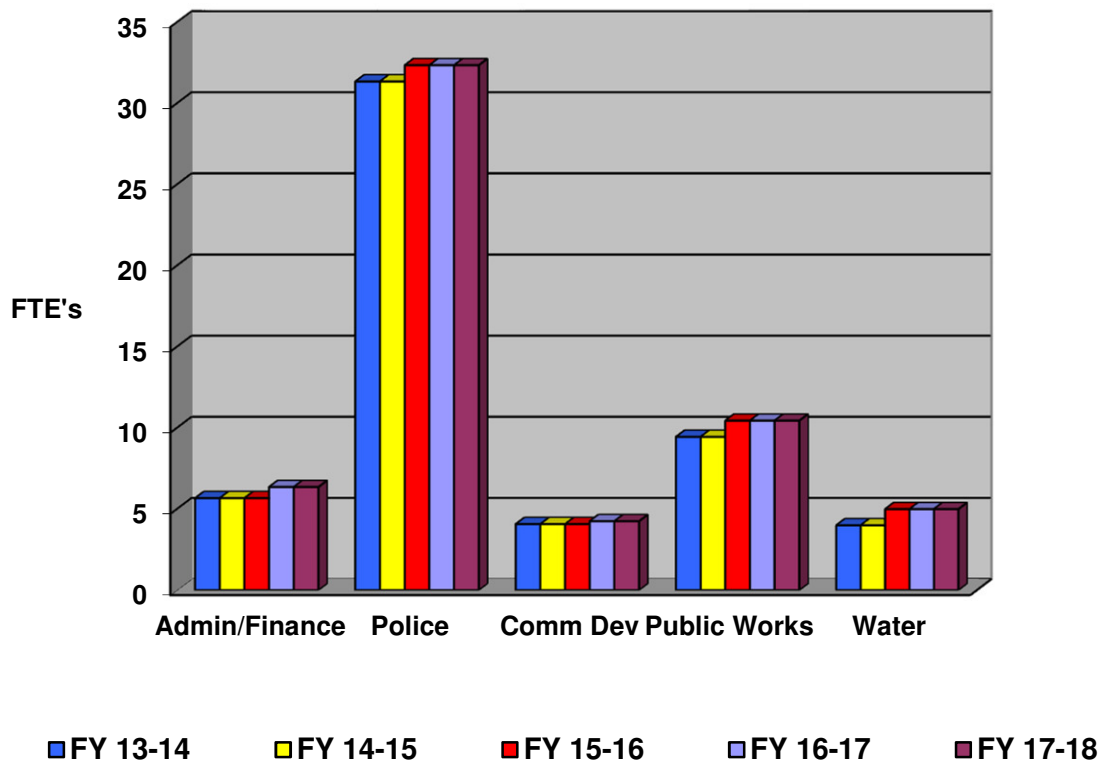
Significant Staffing Changes for FY 2017-18
None

Village of North Aurora Fiscal Year 2017-2018

Summary of Staffing by Function



Five-Year History of Staffing by Function



Village of North Aurora

Summary of Debt Obligations and Outstanding Debt

The Village of North Aurora is a non home rule municipality and is subject to a debt limitation by the State of Illinois of 8.625% of the Village's equalized assessed valuation (EAV). In addition, the Village must have all general obligation debt issuances that are to be repaid solely through property taxes approved by the voters in a referendum. General obligation debt that is to be repaid through an alternative source of revenue such as water revenues, motor fuel tax revenues or sales tax revenues but backed up by general obligation property taxes does not need voter approval through a referendum as long as the general obligation property tax debt service levies used to back such debt are abated annually and not extended.

General obligation alternative revenue source debt also does not count towards the Village's debt limitation as long as the property tax levies are abated annually. Debt which is not backed first by an alternate revenue source such as Debt Certificates count against the Village's debt limitation.

The Village's rate setting, taxable equalized assessed valuation for the levy year 2016 is \$486,825,058 which equates to a maximum debt limitation of \$41,988,661. The total outstanding debt of the Village as of May 31, 2017 is \$14,482,614. Of this amount, \$1,850,000 is applicable to the Village's debt limit, leaving an available debt capacity as of May 31, 2017 of \$40,138,661. The applicable debt is 0.38% of the Village's 2016 taxable EAV. The \$14,462,614 of total debt outstanding is 2.97% of the 2016 taxable EAV.

The Village's current, underlying bond rating from Standard and Poor's is AA+ with a stable outlook. This rating was assigned in March, 2017 during prior to the issuance of the Village's 2017 General Obligation Alternate Revenue Source Bonds. The Village has held this rating since 2014.

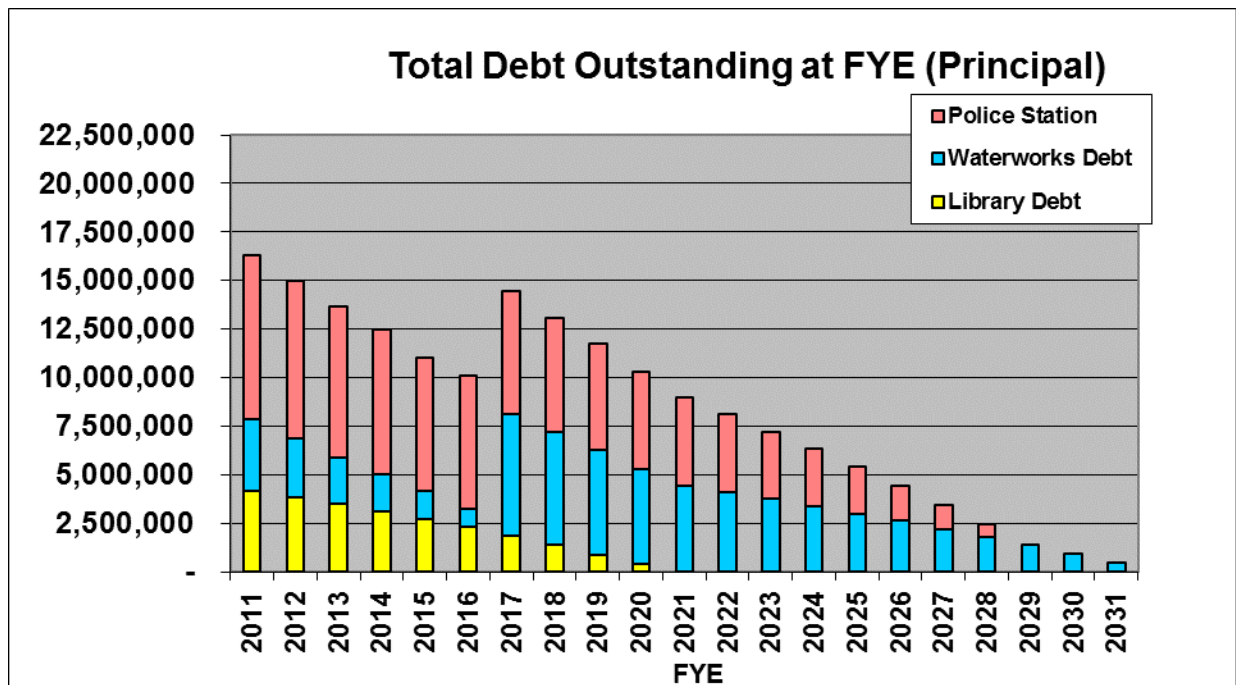
Summary of Outstanding Debt Issuances as of May 31, 2017

- General Obligation Refunding Library Bonds, Series 2009
Original Issue Amount: \$4,525,000
Original Issue Date: November 15, 2009
Date of Maturity: January 1, 2021
Description: Bonds were issued to refund the Village's outstanding 2001 General Obligation Library Bonds originally approved by voters in the April 3, 2001 referendum to fund the construction of the Messenger Public Library. Principal and interest are being repaid through an annual debt service property tax levy.

- Loan from Kane County General Obligation Alternate Revenue Source ARRA Bonds, 2010
Original Loan Amount: \$1,033,785
Original Loan Date: December 29, 2010
Date of Maturity: December 15, 2020
Description: Loan from Kane County of a portion of the Taxable General Obligation Alternate Revenue Bonds (Riverboat Revenue Alternate Revenue Source), Series 2010. Loan was made under the ARRA in order to provide funding for the 2012 Watermain Replacement Project. Principal and interest are being repaid by billed water collections revenue from the Waterworks Fund.

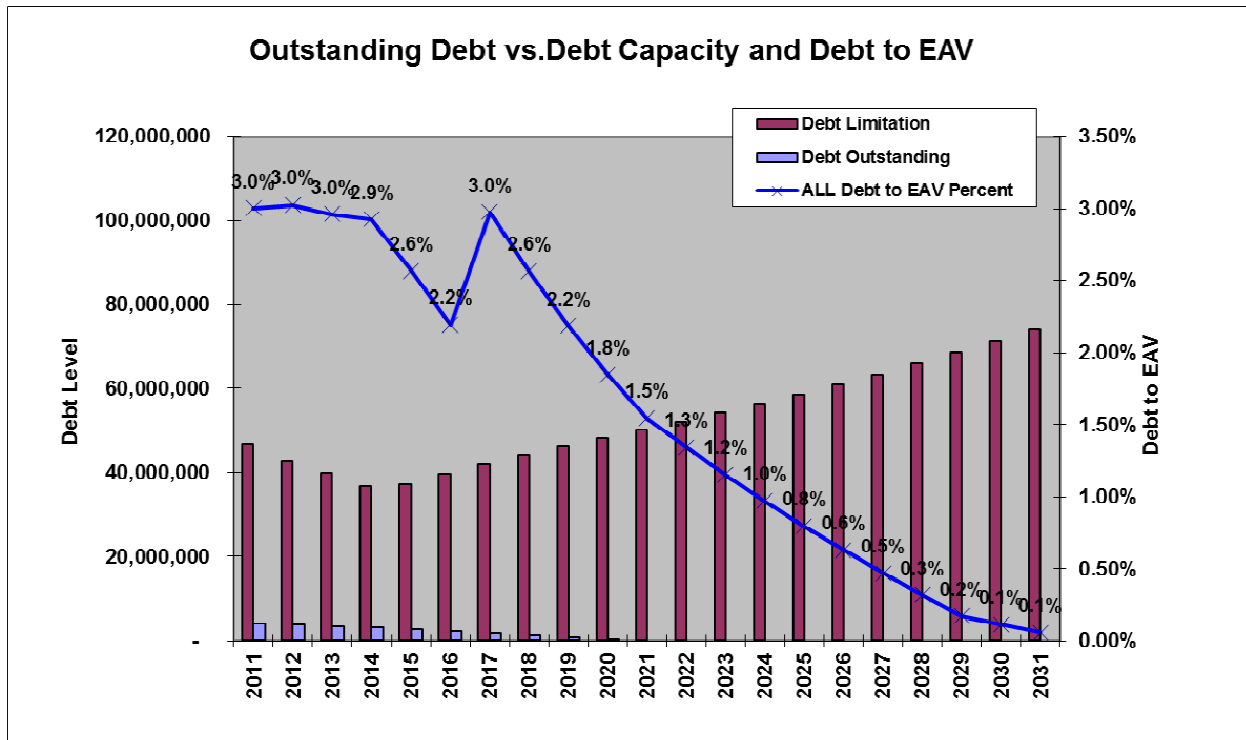
- General Obligation Refunding Bonds (Alternative Revenue Source), Series 2014
 Original Issue Amount: \$6,885,000
 Original Issue Date: December 15, 2008
 Date of Maturity: January 1, 2029
 Description: Bonds were issued to advance refund the Village's outstanding Series 2008 general obligation alternate revenue source bonds that were originally issued in the amount of \$9,000,000 to substantially fund the construction of the new police station at Airport Road and Route 31. Principal and interest are being repaid by sales tax revenues transferred from the General Fund to the Police Station Debt Service Fund.
- General Obligation Alternative Revenue Source Bonds, Series 2017
 Original Issue Amount: \$5,800,000
 Original Issue Date: April 4, 2017
 Date of Maturity: January 1, 2032
 Description: Bonds were issued to fund the construction of the two new deep wells, watermain replacement projects and construction of new water tower. Principal and interest are being repaid by billed water collections revenue from the Waterworks Fund.

The following chart provides a history of the total outstanding debt of the Village by type of debt at fiscal year end for the past fourteen fiscal years and until the final debt service payment on all current debt issuances. All current debt issuances, except the outstanding debt for the Messenger Public Library (yellow) will be paid with a revenue source other than property taxes.



Summary of Debt Outstanding and FY 2017-2018 Debt Service Requirements (1)

<u>Debt Issuance Name</u>	<u>Debt Retired By</u>	<u>Original Issue Amount</u>	<u>Principal Outstanding as of May 31, 2017</u>	<u>Principal Due 17/18</u>	<u>Interest Due 17/18</u>	<u>Total Due 17/18</u>
GO Refund Series 2009	Prop Tax	4,525,000	1,850,000	465,000	69,376	534,376
Loan Kane County 2010	Water	1,033,785	452,614	106,252	12,858	119,110
GO Refund Series 2014	Sales Tax	6,885,000	6,380,000	455,000	167,500	622,500
GO Water Series 2017	Water	5,800,000	5,800,000	355,000	138,302	493,302
Total:			14,482,614	1,381,252	388,036	1,769,288



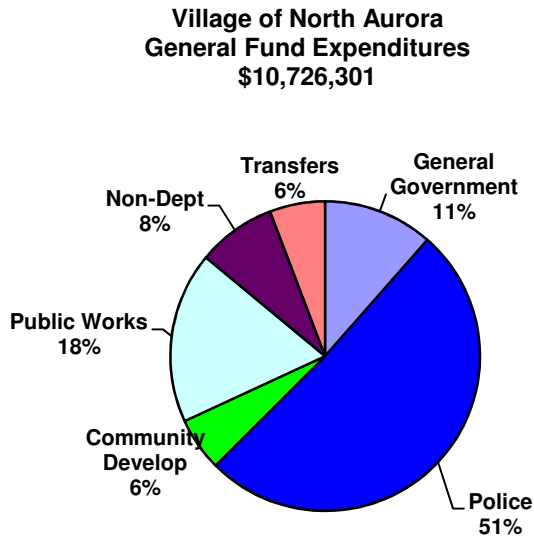
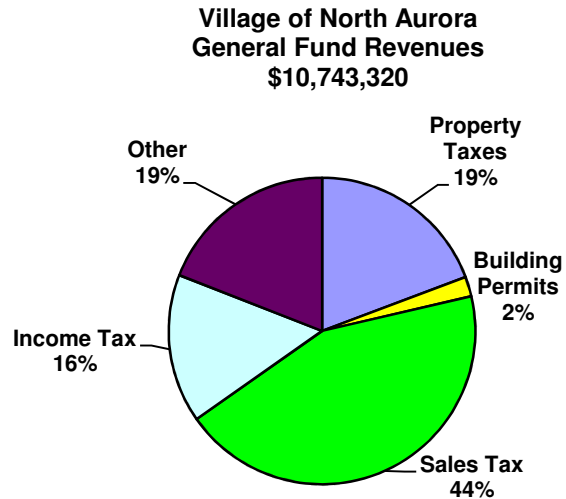
Future Debt Issuances During FY 2017-18

The Village currently has no plans to issue debt during the upcoming year.

(1) The Appendix section of this Budget contains the full principal and interest repayment schedules for all current debt issuance inclusive of interest rates.

**Village of North Aurora
FY 2017-2018 Budget
Composition of General Fund Revenues and Expenditures**

<u>General Fund Revenues</u>	2017-2018 <u>Budget</u>
Property Taxes	2,070,000
Building Permits	225,000
Sales Tax	4,715,000
Income Tax	1,685,000
Other	2,048,320
Total Revenues	<u>10,743,320</u>

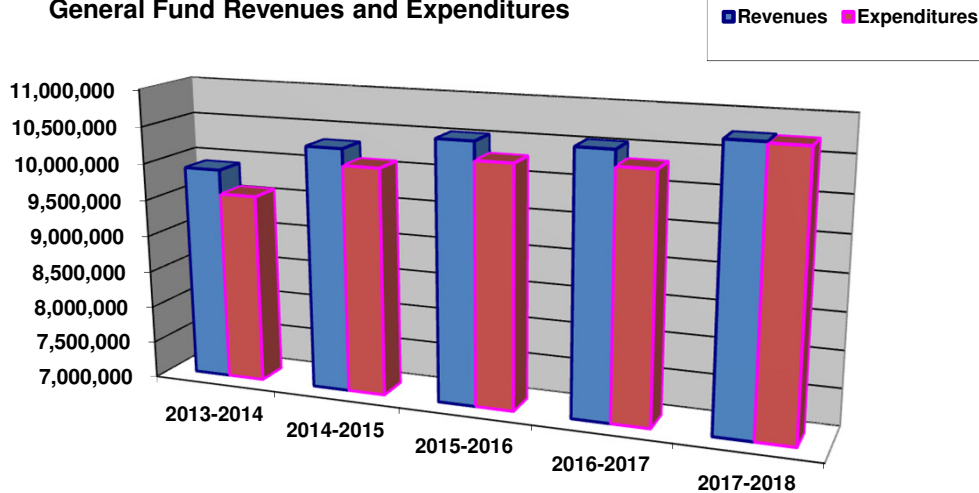


<u>General Fund Expenditures</u>	2017-2018 <u>Budget</u>
General Government	1,230,843
Police	5,474,355
Community Develop	599,193
Public Works	1,920,035
Non-Dept	879,000
Transfers	622,875
Total Expenditures	<u>10,726,301</u>

**Village of North Aurora
FY 2017-2018 Budget
General Fund Summary**

	2013-2014 Actual	2014-2015 Actual	2015-2016 Actual	2016-2017 Budget	2016-2017 Projected	2017-2018 Budget
Beginning Fund Balance				6,628,997	6,628,997	6,839,107
<u>Revenues</u>						
Property Taxes	2,053,500	2,075,740	2,112,940	2,185,000	2,170,000	2,230,000
Sales Tax	4,082,570	4,289,805	4,394,997	4,460,000	4,600,000	4,715,000
Income Tax	1,600,554	1,688,499	1,714,327	1,898,000	1,600,000	1,685,000
Other Taxes	591,742	655,304	685,771	663,000	696,594	716,000
Licenses and Permits	654,398	959,069	830,156	377,800	427,720	420,800
Franchises	231,573	263,099	278,676	290,000	285,000	305,000
Charges for Services	89,151	82,196	55,087	82,250	37,550	42,550
Rent	25,000	25,000	25,000	25,000	25,000	35,000
Fines and Forfeits	177,757	142,274	125,525	173,500	156,700	182,500
Investment Income	50,669	(206,835)	57,794	80,000	87,741	120,000
Miscellaneous	167,208	176,380	65,484	105,300	160,248	110,300
Transfers In	180,248	161,852	179,996	289,742	289,742	181,170
Total Revenues	9,904,369	10,312,383	10,525,753	10,629,592	10,536,295	10,743,320
<u>Expenditures</u>						
Legislative and Boards	99,988	98,045	97,728	107,556	96,706	108,738
Admin/Finance	674,929	803,586	954,847	1,007,063	978,031	1,115,430
Police Commission	7,480	2,021	17,181	10,475	5,175	6,675
Police Department	4,606,325	5,009,600	5,026,577	5,451,267	5,307,973	5,474,355
Community Development	501,003	485,845	474,440	587,912	568,831	599,193
Public Works	1,940,177	1,863,673	1,827,835	1,948,573	1,923,635	1,920,035
Sales Tax Rebates	724,841	737,929	711,440	785,000	720,000	760,000
Non-Departmental/Capital	97,845	93,452	97,019	102,000	101,000	119,000
Transfers	924,066	995,706	1,070,625	624,834	624,834	622,875
Total Expenditures	9,576,653	10,089,857	10,277,691	10,624,680	10,326,185	10,726,301
Revenues Over/(Under) Exp.	327,716	222,526	248,062	4,912	210,110	17,019
Ending Fund Balance				6,633,909	6,839,107	6,856,126

General Fund Revenues and Expenditures



	2013-2014	2014-2015	2015-2016	2016-2017	2017-2018
■ Revenues	9,904,369	10,312,383	10,525,753	10,536,295	10,743,320
■ Expenditures	9,576,653	10,089,857	10,277,691	10,326,185	10,726,301

**Village of North Aurora
FY 2017-2018 Budget**

General Fund

		2013-2014 Actual	2014-2015 Actual	2015-2016 Actual	2016-2017 Budget	2016-2017 Projected	2017-2018 Budget
<u>Revenues</u>							
<u>Taxes</u>							
01.305.3010	Property Tax	1,907,293	1,929,677	1,961,804	2,035,000	2,013,000	2,070,000
01.305.3011	Property Tax - R&B	146,207	146,063	151,136	150,000	157,000	160,000
01.305.3020	Sales Tax	4,082,570	4,289,805	4,394,997	4,460,000	4,600,000	4,715,000
01.305.3024	Use Tax	298,840	349,767	391,475	406,000	425,000	450,000
01.305.3026	Auto Rental Tax	4,491	8,096	6,343	8,000	3,600	3,000
01.305.3027	Charitable Games Tax	-	-	-	1,000	-	-
01.305.3030	Income Tax	1,600,554	1,688,499	1,714,327	1,898,000	1,600,000	1,685,000
01.305.3037	Telecommunications Tax - 1%	82,339	76,194	69,611	68,000	68,000	66,000
01.305.3040	Replacement Tax	42,692	43,186	32,975	40,000	40,000	40,000
01.305.3042	Video Gaming Dist Fund Tax	26,503	55,547	68,420	70,000	76,000	85,000
01.305.3045	OTB Handle Tax	52,827	42,359	28,102	-	1,994	-
01.305.3046	Amusement Tax	84,050	80,155	88,845	70,000	82,000	72,000
	Total Taxes	8,328,366	8,709,348	8,908,035	9,206,000	9,066,594	9,346,000
<u>Licenses and Permits</u>							
01.310.3110	Business Licenses	43,629	27,465	29,780	38,000	35,000	35,000
01.310.3118	Liquor Licenses	49,195	56,940	57,860	56,000	63,000	61,000
01.310.3119	Antenna/Tower Licenses	3,000	6,400	4,000	4,000	4,000	4,000
01.310.3125	Business Registration	12,890	13,285	14,233	13,000	15,500	15,000
01.310.3130	Building Permits	462,920	767,576	570,546	200,000	235,000	225,000
01.310.3133	Plumbing Permits	18,139	10,800	21,295	13,000	10,000	13,000
01.310.3134	Contractor Licenses	39,950	53,808	34,775	35,000	42,000	40,000
01.310.3136	Temp Occupancy Fee	-	-	6,500	-	2,000	4,000
01.310.3137	Storm Drain Fees	7,100	2,500	23,813	4,000	1,000	4,000
01.310.3138	ROW Permits and Fees	-	420	-	-	420	-
01.310.3140	Zoning, Annexation, Sp. Use Fees	3,200	1,200	36,230	3,500	1,500	3,500
01.310.3145	Solicitor's Permits	1,375	3,050	1,200	1,000	1,000	1,000
01.310.3150	Overweight Truck Permits	12,250	15,250	29,425	10,000	17,000	15,000
01.310.3170	Towing Licenses	750	375	500	300	300	300
	Total Licenses and Permits	654,398	959,069	830,156	377,800	427,720	420,800
<u>Franchises</u>							
01.315.3210	Cable Franchise Fees	231,573	263,099	278,676	290,000	285,000	305,000
	Total Franchises	231,573	263,099	278,676	290,000	285,000	305,000
<u>Charges For Services</u>							
01.320.3300	GREAT Contributions	-	-	-	-	-	-
01.320.3301	DARE Contributions	-	-	-	-	-	-
01.320.3310	Accident Reports	1,378	1,887	1,690	1,200	1,200	1,200
01.320.3320	Services Fees	74,632	65,063	39,795	65,000	18,000	25,000
01.320.3326	Fingerprinting	2,110	1,825	1,835	1,500	1,800	1,800
01.320.3327	Printed Materials	27	73	32	50	50	50
01.320.3333	BRC/Variance Review Fees	-	300	-	500	500	500
01.320.3334	Adm Fee Escrow	11,004	13,048	11,735	14,000	16,000	14,000
	Total Charges for Services	89,151	82,196	55,087	82,250	37,550	42,550
<u>Rent</u>							
01.325.3220	Water Dept Rent	25,000	25,000	25,000	25,000	25,000	35,000
	Total Rent	25,000	25,000	25,000	25,000	25,000	35,000

**Village of North Aurora
FY 2017-2018 Budget**

General Fund

		<u>2013-2014 Actual</u>	<u>2014-2015 Actual</u>	<u>2015-2016 Actual</u>	<u>2016-2017 Budget</u>	<u>2016-2017 Projected</u>	<u>2017-2018 Budget</u>
<u>Fines and Forfeits</u>							
01.335.3410	Ordinance Violations	6,335	9,405	5,133	10,000	8,000	10,000
01.335.3415	Police Towing Admin Fees	-	-	-	40,000	35,000	60,000
01.335.3420	Circuit Court Fines	157,358	118,741	106,966	110,000	100,000	100,000
01.335.3425	Circuit Court DUI Fines	6,513	7,364	6,866	9,000	7,000	8,000
01.335.3426	Drug Fund	6,150	2,165	3,061	1,000	700	1,000
01.335.3427	Drug Forfeitures and Fines	-	-	-	-	-	-
01.335.3430	Alarm System Fines and Fees	1,400	4,600	3,500	3,500	6,000	3,500
	Total Fines and Forfeits	177,757	142,274	125,525	173,500	156,700	182,500
<u>Investment Income</u>							
01.370.3750	Interest on Investments	54,717	55,986	64,510	80,000	87,000	120,000
01.370.3752	Unrealized Market Value Adj	(4,049)	2,797	26,864	-	-	-
01.370.3753	Gain/(Loss) on Sale/Maturity	-	34	(33,579)	-	741	-
01.370.3755	IMET Gain/Loss	-	(265,652)	-	-	-	-
	Total Investment Income	50,669	(206,835)	57,794	80,000	87,741	120,000
<u>Miscellaneous</u>							
01.385.3810	School Reimbursement	7,563	7,761	7,842	7,800	7,800	7,800
01.385.3828	IMET Asset Recovery	-	-	-	-	-	-
01.385.3830	Police Commission Testing Fee	4,560	-	6,880	-	-	-
01.385.3850	Grants - Operating	29,011	46,226	19,264	25,000	25,000	25,000
01.385.3855	Grants - Capital	-	1,452	-	-	-	-
01.385.3860	Western Development GAP	-	-	-	-	-	-
01.385.3864	Insurance Claim Reimbursement	66,349	27,358	3,248	20,000	60,000	25,000
01.385.3875	Sale of Equipment/Assets	-	2,819	287	2,500	500	2,500
01.385.3885	Developer Contributions	-	-	-	-	-	-
01.385.3889	Capital Project Fees	-	-	-	-	-	-
01.385.3890	Miscellaneous	59,725	85,853	27,962	50,000	60,000	50,000
01.385.3897	Police Training Reimbursement	-	4,911	-	-	6,948	-
	Total Miscellaneous	167,208	176,380	65,484	105,300	160,248	110,300
<u>Transfers In</u>							
01.395.3911	Transfer from CDRL Fund	-	-	-	125,000	125,000	-
01.395.3922	Adm Fee SSA Funds	1,248	852	852	3,742	3,742	3,170
01.395.3931	Administrative Fee - Water	136,000	136,000	136,000	136,000	136,000	143,000
01.395.3937	Adm Fee NAAC	18,000	-	-	-	-	-
01.395.3938	Adm Fee Insurance	-	-	-	-	-	-
01.395.3939	Adm Fee Sewer Fund	25,000	25,000	25,000	25,000	25,000	35,000
01.395.3980	Transfer N. Lincolnway TIF Fund	-	-	18,144	-	-	-
	Total Transfers In	180,248	161,852	179,996	289,742	289,742	181,170
Total Revenues		9,904,369	10,312,383	10,525,753	10,629,592	10,536,295	10,743,320

**VILLAGE OF NORTH AURORA
FY 2017-18 BUDGET
LEGISLATIVE AND BOARDS**

Description

This division accounts for the wages paid to the Village President, Board of Trustees, Village Clerk and Liquor Commissioner. The Village President and the six-member Board of Trustees are elected at-large to staggered four-year terms. The Board of Trustees typically meets twice a month as a Village Board where action items are voted upon, and as a Committee of the Whole for discussion on various issues. Board Committees are also established in order to discuss specific issues from time-to-time including Development Committee, Finance Committee, Public Facilities Committee and Public Safety Committee. Stipends to the Plan Commission and Police Pension Board are also paid here.

The Village Clerk is also elected and is responsible for taking minutes of all meetings of the Board and keeping required records and other documents. This division also accounts for codification and update of the Municipal Code in the legal account. The Legislative division also accounts for the legal services pertaining specifically to Board activities, Illinois Municipal League, Metro West expenditures, association dues and various meetings.

FY 2016-17 Significant Accomplishments

- ✓ Completed the update of the Goals and Objectives in 2016 resulting in the affirmation of a number of goals and objectives categorized into six (6) broad categories.
 1. Community Vitality
 2. Economic Development
 3. Continue Maintenance and Capital Resource Planning for Village Infrastructure
 4. Maintain and Strengthen the Village's Strong Financial Position
 5. Efficient and Effective Delivery of Core Services
 6. Redevelopment and Enhancement of the Rt. 31 Corridor
- ✓ Village President completed State of the Village address
- ✓ Continued Coffee with the Mayor series and other engagement activities
- ✓ Increased participation in the Metro West Council of Government including lobbying for the protection of local revenues and other issues important to local government

FY 2017-18 Goals and Objectives

- Provide further direction during 2017 regarding the implementation of the Village's goals and objectives resulting from previous year's strategic planning sessions
- Continue to provide leadership on community issues and items that before the Board
- Continue to review proposed residential and commercial developments for conformity to Village's long-range plan
- Maintain quality of life and high level of services for residents taking into account economic and fiscal constraints
- Have Plan Commission continue to review cases that come before it in an expeditious fashion

**Village of North Aurora
FY 2017-2018 Budget**

General Fund

		<u>2013-2014</u>	<u>2014-2015</u>	<u>2015-2016</u>	<u>2016-2017</u>	<u>2016-2017</u>	<u>2017-2018</u>
		<u>Actual</u>	<u>Actual</u>	<u>Actual</u>	<u>Budget</u>	<u>Projected</u>	<u>Budget</u>
<u>Legislative and Boards</u>							
01.410.4010	Stipend - Village President	10,200	10,225	10,500	10,525	10,525	10,800
01.410.4011	Stipend - Trustees	39,600	39,750	41,400	41,550	41,550	43,200
01.410.4012	Stipend - Village Clerk	6,600	6,625	6,900	6,925	6,925	7,200
01.410.4013	Stipend - Treasurer	3,600	3,600	2,700	-	-	-
01.410.4014	Stipend - Liquor Commission	1,200	1,200	1,200	1,200	1,200	1,200
01.410.4015	Per Diem - Police Pension Board	1,350	1,000	1,050	1,500	1,500	1,500
01.410.4016	Per Diem - Plan Commission	4,550	3,700	2,600	6,000	4,000	5,000
01.410.4110	FICA - Social Security and Med	4,682	4,698	4,797	4,606	4,606	4,753
01.410.4260	Legal	4,529	4,072	1,052	5,000	4,000	5,000
01.410.4280	Professional/Consulting	9,525	7,724	9,570	10,000	8,000	10,000
01.410.4370	Conferences and Travel	258	88	-	1,750	200	1,750
01.410.4390	Dues and Meetings	8,507	9,066	9,608	10,300	10,000	11,235
01.410.4411	Office Expenses	1,025	535	633	1,450	1,200	1,350
01.410.4799	Misc Expenditures	4,252	5,494	5,718	4,750	2,000	3,750
01.410.4870	Equipment	109	267	-	2,000	1,000	2,000
	Total Legislative and Boards	99,988	98,045	97,728	107,556	96,706	108,738

**Village of North Aurora
FY 2017-18 Budget**

Department: **Legislative and Boards**

Account #	Account Name/Description	Detail Amount	FY 2017-18 Budget
01.410.4010	Stipend - Village President		
	\$900/Month	10,800	
			<u><u>\$ 10,800</u></u>
01.410.4011	Stipend - Trustees		
	\$600/Month/6 Trst	43,200	
			<u><u>\$ 43,200</u></u>
01.410.4012	Stipend - Village Clerk		
	\$600/Month	7,200	
			<u><u>\$ 7,200</u></u>
01.410.4014	Stipend - Liquor Commissioner		
	\$100/Month	1,200	
			<u><u>\$ 1,200</u></u>
01.410.4015	Stipend - Pension Board Meetings		
	\$50/Meeting	1,500	
			<u><u>\$ 1,500</u></u>
01.410.4016	Stipend - Plan Comm Meetings		
	\$50/Meeting	5,000	
			<u><u>\$ 5,000</u></u>
01.410.4260	Legal		
	Legal Services General	1,000	
	Municipal Code Updates	4,000	
			<u><u>\$ 5,000</u></u>
01.410.4280	Professional Consulting		
	Strategic Planning Facilitation Process	10,000	
			<u><u>\$ 10,000</u></u>
01.410.4370	Conferences and Travel		
	IML Conference	1,000	
	Mileage Reimbursement	750	
			<u><u>\$ 1,750</u></u>
01.410.4390	Dues and Meetings		
	Metro West Annual Dues	5,900	
	Metro West Meetings	700	
	Aurora Area Convention Dues	375	
	Aurora Area Convention Meetings	300	
	Illinois Municipal League	1,500	
	Aurora Chamber of Commerce	300	
	Metropolitan Mayors Caucus	760	
	Chicago Metropolitan Agency	650	
	Other/Meetings	750	
			<u><u>\$ 11,235</u></u>

**Village of North Aurora
FY 2017-18 Budget**

Department: **Legislative and Boards**

Account #	Account Name/Description	Detail Amount	FY 2017-18 Budget
01.410.4411	Office Expenses		
	Misc Office Supplies/Plaques/Bus Cards	750	
	Subscriptions	600	
			<u><u>\$ 1,350</u></u>
01.410.4799	Miscellaneous		
	Community Engagement Expenses	750	
	Donations/Organization Sponsorships	3,000	
			<u><u>\$ 3,750</u></u>
01.410.4870	Equipment		
	Miscellaneous Equipment	2,000	
			<u><u>\$ 2,000</u></u>

**VILLAGE OF NORTH AURORA
FY 2017-2018 BUDGET
ADMINISTRATION/FINANCE DEPARTMENT SUMMARY**

Description

The Village Administrator is responsible for the administration, management and operation of the internal and day-to-day affairs of the Village. This includes overall coordination and implementation of Village Board policy and objectives, special projects and studies, personnel matters, the operations of the employees and departments of the village and all other internal affairs of the Village. The Village Administrator also coordinates the compilation of board packets including resolutions, ordinances and agendas, FOIA requests, social media and public information, information technology and collective bargaining.

The Village Administrator also investigates all complaints in relation to matters concerning Village services and follows up on those complaints by taking the appropriate action. The Village Administrator also advises and makes recommendations regarding changes to the current policies, rules, regulations, procedures, practices, and other such appropriate action from time to time in response to such complaints.



Finance is responsible for the proper accounting, budgeting and financial reporting of all Village funds, establishment and monitoring of internal controls, preparation and coordination of the annual budget process and long-term financial and capital planning processes, preparation and coordination of the annual audit, tax levies, and responsible for operational areas of cash receipt collection,

payroll, employee recruitment, human resource requirements, collective bargaining support, employee benefit programs and pensions, accounts payable and accounts receivable and utility billing and collections. Finance also coordinates investment of funds, recommendations on debt issuances, refundings and payment of debt obligations, liability and workers' compensation insurance programs and the general financial oversight of the Village. The Finance Director also coordinates police pension accounting and financial reporting with the Police Pension Board and serves as Village Treasurer.

FY 2016-17 Significant Accomplishments

Administration

- ✓ Continued strong relationship with federal and state lawmakers as well as other governmental agencies through on-going communication

- ✓ Oversaw all operating departmental initiatives
- ✓ Coordinated the implementation of several objectives of the Village Board's 2016 strategic plan
- ✓ Worked towards the restructuring of the Public Works and Water functions under one department
- ✓ Completed the implementation of several information technology objectives across all departments; completed a GIS Study
- ✓ Completed the approval of new franchise agreements with Comcast and Metronet
- ✓ Implemented transparency improvements to the Village's website

Finance

- ✓ Received the Certificate of Achievement for Excellence in Financial Reporting for the sixteenth consecutive year from the GFOA for the CAFR ending May 31, 2016
- ✓ Received Distinguished Budget Presentation Award for the ninth consecutive year from the GFOA for the Village's FY 2016-17 Budget
- ✓ Maintained Village's underlying bond rating by Standard and Poor's of AA+
- ✓ Updated Village's Human Resource Manual to incorporate new state laws and regulations
- ✓ Updated long-term capital project plan and funding analysis
- ✓ Analyzed a switch of health insurance carriers realizing a savings to both the Village and employees.
- ✓ Completed May 31, 2016 audit process with no adjustments
- ✓ Coordinated hiring process and recruitment/interview for several new and vacant positions due to budget changes or restructuring
- ✓ Completed the partial, special census of the Village, resulting in an increase in the Village official population by 4.1% to 17,441
- ✓ Implemented new GASB statements including the implementation of GASB Statement 68

FY 2017-18 Goals and Objectives

Administration

- Facilitate the 2017 update to the Village's strategic plan. ***Strategic Goal Category: Core Services***
- Continue to improve the methods of distribution of information to residents via social media, website and other platforms and provide outreach so residents better understand Village operations. ***Strategic Goal Category: Core Services***
- Analyze short and long-term staffing needs in all Village departments. ***Strategic Goal Category: Core Services***
- Continue to work closely with Metro West to monitor state legislation that may affect the Village of North Aurora
- Continue to manage and provide oversight of Village operations and projects
- Work with the Fox Valley Park District to identify possible improvements to parks within the focal areas of the Village and research options to fund future improvements to Riverfront Park. ***Strategic Goal Category: Economic Development and Community Vitality***

- Coordinate the beginning of the implementation of GIS for the Village
- Begin negotiations with the Village's three labor unions in the Spring of 2018.

Finance

- Receive the Certificate of Achievement for Excellence in Financial Reporting from the GFOA for the CAFR ending May 31, 2017. ***Strategic Goal Category: Financial***
- Receive unmodified opinion from auditors on annual financial statements and minimal auditor initiated entries
- Receive the Distinguished Budget Award from the GFOA for the FY 2017-18 Budget. ***Strategic Goal Category: Financial***
- Continue on-going monitoring revenues and expenditures and ensure Village's strong fiscal position is maintained through current economic cycle. ***Strategic Goal Category: Financial***
- Monitor state and federal legislation affecting Village finances, employee pensions and benefits, and State action affecting state-shared revenues. ***Strategic Goal Category: Financial***
- Implement new GASB Statements for the May 31, 2017 audit
- Assist with renegotiation of the Village's three (3) collective bargaining agreements due to expire on May 31, 2018

PERFORMANCE MEASURES/STATISTICS

	<u>Actual 2013-14</u>	<u>Actual 2014-15</u>	<u>Actual 2015-16</u>	<u>Projected 2016-17</u>	<u>Estimated 2017-18</u>
Number of Ordinances Approved	53	48	53	55	55
Number of Resolutions Approved	32	32	25	19	22
Number of Newsletters Produced	6	6	6	6	6
Admin FOIA Requests Processed	59	90	46	21	30
GFOA CAFR Award	Yes	Yes	Yes	Yes	Yes
GFOA Budget Award	Yes	Yes	Yes	Yes	Yes
Unmodified Audit Opinion	Yes	Yes	Yes	Yes	Yes
S&P Underlying Bond Rating	AA+	AA+	AA+	AA+	AA+
Active Employees on HMO Plan	38	39	42	42	42
Active Employees on PPO/HSA Plan	11	10	8	11	11
A/P Checks Processed	2,067	1,747	1,812	1,870	1,890
Dollar Value of A/P Processed	\$9,159,243	\$10,701,286	\$9,496,209	\$10,100,000	\$10,500,000
Gross Payrolls Processed	\$4,480,778	\$4,600,298	\$4,772,366	\$4,946,585	\$5,265,287
Bank Reconciliations	156	156	145	144	144
Journal Entries Processed	1,294	1,397	1,567	1,425	1,498
% of employees participating in 457 plan (non-matching)	50%	45%	42%	45%	45%

**Village of North Aurora
FY 2017-2018 Budget**

General Fund

		<u>2013-2014</u>	<u>2014-2015</u>	<u>2015-2016</u>	<u>2016-2017</u>	<u>2016-2017</u>	<u>2017-2018</u>
		<u>Actual</u>	<u>Actual</u>	<u>Actual</u>	<u>Budget</u>	<u>Projected</u>	<u>Budget</u>
<u>Admin/Finance</u>							
01.430.4020	Salaries - Regular	366,332	454,876	488,626	498,348	500,000	527,785
01.430.4030	Salaries - Part-time	30,849	29,629	30,430	60,029	55,000	62,832
01.430.4050	Overtime	-	1,552	1,881	1,500	1,500	1,000
01.430.4110	FICA - Social Security and Med	28,255	35,043	36,824	42,831	42,831	45,183
01.430.4120	IMRF	46,872	55,843	60,105	70,298	68,000	71,169
01.430.4130	Health Insurance	54,357	75,705	79,563	87,931	82,000	84,061
01.430.4135	Life Insurance	250	315	274	226	226	226
01.430.4136	Dental Insurance	-	-	995	2,486	2,300	3,039
01.430.4260	Legal Services	26,830	30,837	41,149	35,000	32,000	30,000
01.430.4265	Audit Services	23,611	18,804	25,030	27,866	27,116	27,109
01.430.4267	Finance Services	11,609	15,577	15,306	20,700	20,700	40,100
01.430.4280	Professional/Consulting Fees	-	-	79,859	-	5,500	48,500
01.430.4370	Conferences and Travel	1,241	3,108	3,323	8,600	4,000	6,900
01.430.4380	Seminars and Training	6,318	626	570	7,400	3,500	7,900
01.430.4390	Dues and Meetings	2,626	3,049	2,864	3,790	3,500	3,770
01.430.4411	Office Expenses	6,404	3,674	3,317	4,100	4,000	4,300
01.430.4420	Information Technology Supplies	-	-	988	5,000	4,000	5,000
01.430.4505	Postage	596	1,683	2,073	2,500	2,000	2,500
01.430.4506	Publishing/Advertising	1,271	1,550	2,554	4,180	4,180	4,180
01.430.4507	Printing	11,764	8,670	8,370	10,800	10,800	13,150
01.430.4510	Equipment/IT Repair and Maint	14,143	22,394	22,612	55,800	54,000	69,400
01.430.4512	Website Maintenance	9,416	3,703	7,817	3,300	3,300	3,300
01.430.4581	Banking Services/Fees	3,441	9,066	6,479	14,500	10,000	10,800
01.430.4651	Telephone	3,877	3,877	4,990	5,000	5,000	5,500
01.430.4652	Communications	15,609	8,430	7,991	9,700	8,000	10,850
01.430.4799	Miscellaneous	5,137	3,620	6,207	7,800	6,000	9,500
01.430.4870	Equipment	4,122	1,520	2,221	2,000	3,200	2,000
01.430.4931	Vehicle Equipment Fund Charges	-	10,434	12,427	15,378	15,378	15,376
	Total Admin/Finance	674,929	803,586	954,847	1,007,063	978,031	1,115,430

**Village of North Aurora
FY 2017-18 Budget**

Department: Admin/Finance

Account #	Account Name/Description	Detail Amount	FY 2017-18 Budget
01.430.4260	Legal Services		
	General Legal Services/Personnel	30,000	
			<u><u>\$ 30,000</u></u>
01.430.4265	Audit Services		
	Basic Audit Services	25,509	
	Other Audit Services	1,600	
			<u><u>\$ 27,109</u></u>
01.430.4267	Finance Services		
	Biweekly Payroll	8,200	
	Payroll Filings	1,800	
	Flex 125 TPA Fees/Renewal	2,200	
	Actuary Services OPEB Valuation	1,000	
	Actuary Services Police Pension	6,000	
	Continuing Disclosure Services	900	
	HR/Finance Consulting	20,000	
			<u><u>\$ 40,100</u></u>
01.430.4280	Professional Consulting Services		
	Contractual GIS Services County 20/Hr/Wk	48,500	
			<u><u>\$ 48,500</u></u>
01.430.4370	Conferences and Travel		
	GFOA National Conference	1,800	
	IGFOA State Conference (2)	1,800	
	Misc/Mileage Expenses	600	
	ILCMA Conferences	1,200	
	ICMA National Conference	1,500	
	Filemaker Conference	-	
	GIS Conference	-	
			<u><u>\$ 6,900</u></u>
01.430.4380	Seminars and Training		
	IGFOA Seminars/Institutes/Webinars	750	
	Employee Training	4,000	
	Finance/HR Seminars/GFOA Publications	750	
	Software/Network Training	2,000	
	IPELRA Training/Institute	400	
	IPPFA Training	500	
			<u><u>\$ 7,900</u></u>

**Village of North Aurora
FY 2017-18 Budget**

Department: Admin/Finance

Account #	Account Name/Description	Detail Amount	FY 2017-18 Budget
01.430.4390	Dues and Meetings		
	IGFOA Meetings	200	
	IGFOA Dues (2)	350	
	GFOA Dues (2)	350	
	Misc Meetings	500	
	ICMA (1)	1,000	
	ILCMA	350	
	IAMMA (1)	50	
	NPELRA (1)	220	
	Metrowest Meetings	450	
	Monthly Other	300	
	IPPFA	500	
	GMIS Dues	175	
			\$ 3,770
01.430.4411	Office Expenses		
	Copier Contract	800	
	Office Supplies	3,000	
	Archiving & Shredding	-	
	Break Room Supplies	500	
			\$ 4,300
01.430.4420	Information Technology Supplies		
	Software Purchases/Cables/Equipment	5,000	
			\$ 5,000
01.430.4505	Postage		
	Postage Meter Rental/Usage	2,000	
	Misc Postage (Fedex, etc.)	500	
			\$ 2,500
01.430.4506	Publishing/Advertising		
	Legal Notice - Truth in Taxation	280	
	Legal Notice - Treasurer's Report	650	
	Legal Notices - Other/Bids/etc.	500	
	Miscellaneous/Recording Fees/Social Media	750	
	Position Advertising	2,000	
			\$ 4,180

**Village of North Aurora
FY 2017-18 Budget**

Department: **Admin/Finance**

Account #	Account Name/Description	Detail Amount	FY 2017-18 Budget
01.430.4507	Printing		
	Budget Printing/Tabs	900	
	Letterhead/Envelopes	-	
	Business Cards	250	
	Misc/Bids	500	
	Accounts Payable Checks	500	
	Resident Guides	-	
	Community Survey Tools	-	
	Newsletter Printing/Outreach	11,000	
			\$ 13,150
01.430.4510	Equipment/IT Repair and Maint		
	Springbrook Software Maint	11,100	
	Spngbk Application Maintenance Agreement	2,200	
	Disaster Recovery Backup/Services	1,600	
	Contractual IT Services	1,500	
	Virus Protection	1,400	
	Cloud Backup Carbonite	600	
	Security Camera System Maint	200	
	Eaton UPS Maint Police	2,400	
	Cityview/Permitting Software	15,000	
	Police Records Mgmt Software Maint	20,500	
	Filemaker Annual Maint	3,000	
	Police Camera System Maint	2,500	
	Fortinet Firewall Renewals	5,500	
	ESRI Workstation Annual Maint	1,500	
	Spam Filter	400	
			\$ 69,400
01.430.4512	Website/Internet Maintenance		
	Domain Hosting	900	
	Website Maintenance	2,400	
	Website Improvements	-	
			\$ 3,300
01.430.4581	Banking Services/Fees		
	Investment Custody Fees	1,300	
	Bank Charges/Account Analysis	5,000	
	Credit Card Fees	4,500	
			\$ 10,800
01.430.4651	Telephone		
	Local Service/PRI	5,500	
			\$ 5,500

**Village of North Aurora
FY 2017-18 Budget**

Department: Admin/Finance

Account #	Account Name/Description	Detail Amount	FY 2017-18 Budget
01.430.4652	Communications		
	Mobile Communication/Data Services	2,200	
	PTP T1	5,250	
	Internet Svcs VH	2,300	
	Quarterly VH Alarm	1,100	
			<u><u>\$ 10,850</u></u>
01.430.4799	Miscellaneous		
	Subscriptions (Labor Law Posters)	200	
	EAP Services	2,000	
	GFOA CAFR Award Fee	450	
	GFOA Budget Award Fee	300	
	Shirts/Jackets for Staff	300	
	Misc Meeting Expenses	250	
	Sympathy/Memorials/Emp. Relations	1,000	
	Recognition/Appreciation Initiatives	3,000	
	Miscellaneous Expenses	2,000	
			<u><u>\$ 9,500</u></u>
01.430.4870	Equipment		
	Misc Equipment	2,000	
			<u><u>\$ 2,000</u></u>
01.430.4931	Vehicle Equip Fund Charges		
	Transfer for Vehicle Equip Charges	15,376	
			<u><u>\$ 15,376</u></u>

**VILLAGE OF NORTH AURORA
FY 2017-2018 BUDGET
POLICE DEPARTMENT**

DESCRIPTION

It is the mission of the North Aurora Police Department to work in partnership with the citizens of North Aurora toward providing a safe environment and enhancing the quality of life consistent with the values of the community. We are committed to creating an atmosphere of safety and security in North Aurora. We obtain this by operating with four core values; Worthy of Trust, Respect Others, Community Focused, and Always Improving.



The Police Department routinely seeks out new and innovative methods to provide the best effective and efficient policing services to our community. We seek alternative funding sources whenever possible to remain on the cutting edge of technology. The Department actively works to educate motorists in safe, defensive driving habits. To accomplish this goal the Department utilizes directed patrol, radar, roadside safety checks, IDOT Grants, and through the use of our speed measuring trailer.

The Department provides various Community Oriented Policing programs throughout the community. When problem locations are identified the Department's PACT Officer actively works with all available resources to properly identify and then address the problem.

**Village of North Aurora
FY 2017-2018 Budget**

General Fund

		<u>2013-2014</u>	<u>2014-2015</u>	<u>2015-2016</u>	<u>2016-2017</u>	<u>2016-2017</u>	<u>2017-2018</u>
		<u>Actual</u>	<u>Actual</u>	<u>Actual</u>	<u>Budget</u>	<u>Projected</u>	<u>Budget</u>
<u>Police Commission</u>							
01.439.4015	Meetings Per Diem	1,200	1,150	2,050	1,500	1,000	1,500
01.439.4260	Legal	-	-	-	800	800	800
01.439.4370	Conventions and Travel	-	-	-	2,800	1,000	-
01.439.4380	Recruit Testing	5,905	496	14,633	5,000	2,000	4,000
01.439.4390	Dues and Meetings	375	375	375	375	375	375
01.439.4799	Misc Expenditures	-	-	123	-	-	-
	Total Police Commission	7,480	2,021	17,181	10,475	5,175	6,675
<u>Police</u>							
01.440.4020	Salaries - Regular	2,446,246	2,569,737	2,668,727	2,774,697	2,720,000	2,841,513
01.440.4030	Salaries - Part-time	70,286	46,828	49,805	52,129	67,000	62,392
01.440.4050	Salaries - Overtime	153,918	163,781	180,186	160,000	160,000	160,000
01.440.4060	Salaries - Court Time	20,859	17,197	15,716	21,000	18,000	18,000
01.440.4065	Service Pay	57,439	49,544	28,199	60,000	20,000	25,000
01.440.4070	On-Call Pay	20,194	21,199	23,295	20,000	20,000	24,000
01.440.4110	FICA - Social Security and Med	202,528	207,687	218,215	237,954	230,000	242,546
01.440.4120	IMRF	14,963	12,114	12,798	14,194	14,194	14,479
01.440.4130	Health Insurance	366,358	393,514	415,397	456,499	440,000	424,481
01.440.4135	Life Insurance	1,863	1,870	1,620	1,401	1,401	1,401
01.440.4136	Dental Insurance	-	-	3,678	9,273	9,273	9,805
01.440.4140	Police Pension	574,000	830,000	747,000	925,000	925,000	956,000
01.440.4160	Uniform Allowance	28,251	25,264	34,230	27,650	32,000	25,850
01.440.4260	Legal Services	30,808	33,336	28,541	35,000	28,000	35,000
01.440.4370	Conferences and Travel	-	-	-	8,450	8,450	8,450
01.440.4380	Training	17,596	22,685	26,212	22,234	22,234	27,231
01.440.4383	Firearm Training	18,597	25,635	16,858	20,000	20,000	20,000
01.440.4385	Tuition Reimbursement	1,500	500	-	-	-	-
01.440.4390	Dues and Meetings	7,171	10,768	11,993	13,139	13,139	13,139
01.440.4411	Office Expenses	13,570	9,142	11,436	11,250	11,250	11,250
01.440.4440	Gas and Oil	75,943	69,021	56,491	75,000	55,000	65,000
01.440.4450	Prisoner MTCE and Supplies	391	852	1,232	1,000	1,000	1,000
01.440.4491	Too Good for Drugs	-	-	-	-	-	-
01.440.4492	DARE Program Expenses	-	-	-	-	-	-
01.440.4493	Drug Fund Other Expenses	-	15,404	-	16,000	8,000	16,000
01.440.4494	Drug Seizure Program Expenses	-	-	-	-	-	-
01.440.4496	DUI Prevention (DUI Fines)	13,153	-	2,900	16,000	8,000	16,000
01.440.4498	Community Service	9,321	7,827	8,020	13,600	13,600	13,600
01.440.4505	Postage	558	2,347	1,086	1,500	1,500	2,100
01.440.4510	Equipment/IT Repair and Maint	75,992	55,657	33,848	29,575	34,000	24,065
01.440.4511	Vehicle Repair and Maint	32,070	40,356	54,385	43,600	41,000	47,700
01.440.4523	Animal Control	1,075	1,050	1,410	1,500	1,500	1,500
01.440.4555	Investigations	8,015	5,406	5,741	6,300	6,300	6,300
01.440.4557	Evidence Processing	2,184	2,977	1,393	2,500	2,500	2,500
01.440.4556	Licensing	-	-	-	300	300	300
01.440.4558	Emergency Management	7,863	18,746	12,709	12,350	12,350	12,350
01.440.4651	Telephone	9,287	11,812	9,528	11,000	11,000	11,000
01.440.4652	Communications	165,786	167,963	175,143	185,590	183,000	185,590
01.440.4799	Miscellaneous	6,411	10,534	8,720	10,500	10,500	11,050
01.440.4870	Equipment	20,332	8,315	9,451	2,600	6,000	22,650
01.440.4931	Vehicle Equipment Fund Charges	131,798	150,532	150,613	152,482	152,482	115,113
	Total Police	4,606,325	5,009,600	5,026,577	5,451,267	5,307,973	5,474,355

**Village of North Aurora
FY 2017-18 Budget**

Department: Police

Account #	Account Name/Description	Detail Amount	FY 2017-18 Budget
01.440.4160	Uniform Allowance		
	Yearly uniform allowance	23,800	
	Body armor - 2 officers	1,600	
	Miscellaneous uniform equipment (Badges, Nameplates, etc)	1,500	
	Uniform patches	1,000	
			\$ 27,900
01.440.4260	Legal		
	Legal Expenses (Prosecution, MAP, FOP)	35,000	
			\$ 35,000
01.440.4370	Conferences and Travel		
	IEMA Conference	300	
	2017 IACP Conference(1)	2,500	
	ILEAS Conference (x3)	750	
	ILACP Legislative Day	250	
	Evidence Tech Conference	1,500	
	Crime Prevention Conference	250	
	Gang Conference (x3)	1,900	
	Other	1,000	
			\$ 8,450
01.440.4380	Training		
	Training (1 basic & 2 SPSC)	18,000	
	Lexipol	4,234	
	MSAB Office Training Module	4,997	
			\$ 27,231
01.440.4383	Firearms Training		
	Firearms Training (Ammo, Supplies, Weapon Maint, Tasers)	20,000	
			\$ 20,000
01.440.4385	Tuition Reimbursement		
	Tuition Reimbursement	-	
			\$ -
01.440.4390	Dues and Meetings		
	NEMRT	2,985	
	IAPEM	100	
	Lion's Club	80	
	INT Chief's (x3)	450	
	IL Chief's (x3)	410	
	Other	500	
	Misc Meetings	1,500	
	NIOA Membership (2)	160	
	ILEAS Dues	120	
	Lexipol	4,234	
	Internal Affairs Tracking	2,500	
	IL. Truck Officers Association	100	
			\$ 13,139
01.440.4411	Office Expenses		
	Copy machine paper and associated supplies	2,000	
	Miscellaneous supplies (branding switch over)	2,500	
	Reports and other miscellaneous forms	2,750	
	E-Ticket Printer paper (also E-Crash)	4,000	
			\$ 11,250

**Village of North Aurora
FY 2017-18 Budget**

Department: Police

Account #	Account Name/Description	Detail Amount	FY 2017-18 Budget
01.440.4440	Gas and Oil		
	Gas and Oil	65,000	
			\$ 65,000
01.440.4450	Prisoner Supplies		
	Prisoner Supplies	1,000	
			\$ 1,000
01.440.4493	Drug Fund		
	Eligible drug fund purchases	16,000	
			\$ 16,000
01.440.4496	DUI Prevention Purchase		
	Purchases Using DUI Fine Revenue	16,000	
			\$ 16,000
01.440.4498	Community Service		
	Various pamphlets/handouts for distribution	3,000	
	Misc. crime prevention and community OP supplies	500	
	R.A.D. / Citizen Police Academy training classes	500	
	Victim Assistance Services	5,000	
	Donation Kane County OEM Services	1,500	
	Crime Reports Renewal-1 yr.	1,100	
	Community Outreach Efforts (Open house, Coffee w/ Cop)	2,000	
			\$ 13,600
01.440.4505	Postage		
	Postage & shipping/FedEx, UPS, Etc	1,500	
	Certified Letters/Administrative Tows	600	
			\$ 2,100
01.440.4510	Equipment Repair and Maintenance		
	Maintenance and certification for radar units	750	
	Maintenance & Repair Parts for Harris Radios	2,000	
	Maintenance contract for Harris Radios	5,990	
	Copy machine and general office maintenance	3,500	
	Live-Scan annual maintenance	2,400	
	Lynx Wireless Duress software PMA	2,000	
	Community Room Maintenance	500	
			\$ 17,140
01.440.4511	Vehicle Maintenance		
	Annual cost of washing vehicles	2,500	
	Tires and related items - mounting	14,600	
	Annual maintenance for vehicles	30,600	
			\$ 47,700
01.440.4523	Animal Control		
	Routine Animal Pickups	1,500	
			\$ 1,500
01.440.4555	Investigations		
	Photographic supplies	300	
	Comuterized Identi-Kit III Program	250	
	Narcotic identification test kits	400	
	Latent print material, evidence tape, evidence and other	500	
	Credit checks - new applicants, etc.	300	

**Village of North Aurora
FY 2017-18 Budget**

Department: Police

Account #	Account Name/Description	Detail Amount	FY 2017-18 Budget
	Subpoena fees	1,000	
	Camera Equipment	500	
	LEADS On Line	2,850	
	MOCIC	200	
	MSAB Office/Investigative Tool	4,997	
			<u><u>\$ 6,300</u></u>
01.440.4557	Evidence Processing Supplies		
	Evidence processing supplies	2,500	
			<u><u>\$ 2,500</u></u>
01.440.4558	Emergency Management		
	Emergency Messaging (Nixle)	8,250	
	CERT Supplies	4,100	
			<u><u>\$ 12,350</u></u>
01.440.4651	Telephone		
	Local and Long Distance	11,000	
			<u><u>\$ 11,000</u></u>
01.440.4652	Communications		
	Radio dispatch fees	160,000	
	LEADS user fee - contract	3,500	
	Lynx Wireless Duress System voice plan	1,290	
	LEADS connection to Montgomery PD - T-1 phone line	2,800	
	IWIN user fee - 16 units w/ access	10,000	
	Mobile Phones	5,000	
	Other	3,000	
			<u><u>\$ 185,590</u></u>
01.440.4799	Miscellaneous		
	Miscellaneous	7,000	
	Registration Fees for unmarked squads (SOS)	550	
	Honor Guard Supplies	3,500	
			<u><u>\$ 11,050</u></u>
01.440.4870	Equipment		
	Road Marking Paint	100	
	Vehicle Lock Out Kit Replacement and/or repair	600	
	Community room chair replacement	6,950	
			<u><u>\$ 7,650</u></u>
01.440.4931	Vehicle and Equipment Fund Charges		
	Annual Transfer	104,238	
			<u><u>\$ 104,238</u></u>

**VILLAGE OF NORTH AURORA
FY 2017-18 BUDGET
COMMUNITY DEVELOPMENT DEPARTMENT**

Description

The Community Development Department is responsible for the enforcement of the adopted Village of North Aurora Building Codes, Zoning Ordinance, Sign Ordinance and Subdivision Control Ordinance through the issuance of building permits; the processing of annexations and zoning and development requests; and active code enforcement.

The Building Division provides review and subsequent inspection of all building permit submittals to ensure compliance with local, state and national standards and/or ordinances as recognized by:

- International Building Code 2009 Edition
- International Property Maintenance Code 2006 Edition
- International Mechanical Code 2009 Edition
- International Fire Code 2009 Edition
- International Energy Conservation Code 2015 Edition
- International Fuel Gas Code 2009 Edition
- Latest State of Illinois Plumbing Code
- International Residential Code 2009 Edition
- State of Illinois Accessibility Code 1997 Edition
- National Electrical Code 2008 Edition



In addition, the Division also handles:

- Contractor Registration
- Business Registration

The North Aurora Code Enforcement Division promotes and maintains a safe and desirable living and working environment for North Aurora residents and business owners. Through education and enforcement, code enforcement staff helps to maintain the quality of the community. Enforcement is accomplished by routine inspections, responding to complaints and most importantly, working in partnership with residents and business owners of the community. Typical issues addressed by Code Enforcement include:

- Exterior Property Maintenance
- High Grass/Weeds
- Noise Complaints
- Illegal Dumping

- Open Storage
- Private Property Parking Complaints
- Water Conservation
- Outdoor Burning
- Zoning Complaints
- Inoperable Vehicles on Private Property
- Life Safety Violations
- Garbage Complaints
- Foreclosures

In addition to the Code Enforcement issues, the Division handles:

- Business & Vending Licenses
- Hotel/Motel Licenses
- Scavenger Licenses

The Planning and Zoning Division assists developers, property owners, and business owners to process requests for various development proposals. These include annexation, rezoning, planned developments, special uses, variances and subdivisions. The Planning and Zoning Division is also a point-of-contact for existing and prospective businesses to facilitate governmental assistance programs available to ensure economic vitality in the community. The Planning and Zoning Division provides regular review to ensure compliance with local, state and national standards and/or ordinances with regard to:

- Village of North Aurora Zoning Ordinance
- Village of North Aurora Sign Ordinance
- Village of North Aurora Subdivision Control Ordinance
- Annexation Agreements
- Boundary Agreements

FY 2016-17 Significant Accomplishments

- ✓ The Village utilized TIF funds to demolish the former Marathon gas station located at 24 S. Lincolnway in October 2016. Two underground storage tanks were also removed at that time and the site is now completely vacant with no structures or other site improvements.
- ✓ Issued approximately 418 building permits in 2016
- ✓ Issued 302 Business Registrations in 2016
- ✓ Issued 300 Contractor Registrations in 2016
- ✓ Issued 67 Business Licenses in 2016
- ✓ Allocation of funding for one TIF Façade Grant project
- ✓ Coordinated services for residents in the Village that were unable to comply with violations
- ✓ Completed planning study of landscape and other improvements to the Village's Riverfront Park located next to the Village Hall
- ✓ Maintained communications with businesses and discussed ways the Village can assist.
- ✓ Hired the Village's first full-time code enforcement officer through a consolidation of part-time positions

- ✓ Began process of replacing community development software with new version of Cityview

FY 2017-18 Goals and Objectives

- Adopt the 2015 ICC code series in conjunction with the neighboring Fox Valley communities.
- Explore opportunity to create a new TIF District. *Strategic Plan Goal: Redevelopment and enhancement of the Route 31 Corridor and Economic Development.*
- Develop and strengthen Village relationship with developers, brokers and local businesses. *Strategic Goal Category: Economic Development*
- Explore options to attract restaurants, hotels, medical groups, convention centers, and destination attractions. *Strategic Goal Category: Economic Development*
- Create an economic action plan. *Strategic Goal Category: Economic Development*
- Strictly enforce residential maintenance codes. *Comprehensive Plan: Enhancing the Village's Residential Neighborhoods and Options*

PERFORMANCE MEASURES/STATISTICS

	<u>Actual</u> <u>2013-14</u>	<u>Actual</u> <u>2014-15</u>	<u>Actual</u> <u>2015-16</u>	<u>Projected</u> <u>2016-17</u>	<u>Estimated</u> <u>2017-2018</u>
New Single Family/MF Unit Permits	46	21	330	15	175
New Commercial Permits	23	13	21	25	30
Miscellaneous Permits	471	2,260	609	535	500
Plan Commission Petitions	10	10	10	10	10
# Days to Issue Single Family Permit	7	7	7	7	7
# Days to Issue Commercial Permit	10	10	10	10	10
# of Cases in Adjudication	6	7	4	10	20
# of Sprinkler Violations	69	42	58	30	40

**Village of North Aurora
FY 2017-2018 Budget**

General Fund

		<u>2013-2014</u>	<u>2014-2015</u>	<u>2015-2016</u>	<u>2016-2017</u>	<u>2016-2017</u>	<u>2017-2018</u>
		<u>Actual</u>	<u>Actual</u>	<u>Actual</u>	<u>Budget</u>	<u>Projected</u>	<u>Budget</u>
<u>Community Development</u>							
01.441.4020	Salaries - Regular	211,000	216,265	232,077	304,401	285,000	317,996
01.441.4030	Salaries - Part-time	36,890	44,728	38,773	-	27,000	16,937
01.441.4050	Salaries - Overtime	-	4,506	165	2,500	2,500	2,500
01.441.4110	FICA - Social Security and Med	19,000	19,798	20,143	23,478	21,000	25,815
01.441.4120	IMRF	36,638	29,523	30,615	38,638	34,000	38,619
01.441.4130	Health Insurance	26,604	24,629	30,588	47,269	45,000	37,929
01.441.4135	Life Insurance	167	188	150	181	181	181
01.441.4136	Dental Insurance	-	-	324	1,295	1,295	1,128
01.441.4160	Uniform Allowance	-	142	-	400	400	500
01.441.4255	Engineering Services	36,092	23,807	27,873	30,000	25,000	30,000
01.441.4260	Legal Services	14,563	19,406	15,855	20,000	13,000	20,000
01.441.4275	Planning	3,624	875	3,942	8,000	6,000	8,000
01.441.4276	Inspection Services	73,023	44,304	11,026	18,000	25,000	18,000
01.441.4280	Professional Consulting Fees	-	197	2,210	25,000	20,000	15,000
01.441.4370	Conferences and Travel	248	2,545	2,809	3,900	2,000	4,900
01.441.4380	Training	65	380	250	2,300	500	2,000
01.441.4385	Tuition Reimbursement	-	-	-	-	-	-
01.441.4390	Dues and Meetings	398	1,108	1,218	5,175	7,000	5,400
01.441.4411	Office Expenses	8,481	3,650	4,226	4,000	4,000	4,000
01.441.4440	Gas and Oil	6,085	3,033	1,661	6,000	3,000	4,000
01.441.4505	Postage	328	1,870	2,026	1,600	1,600	1,800
01.441.4506	Publishing	2,307	2,281	2,519	6,000	5,000	4,000
01.441.4507	Printing	721	1,559	890	520	2,600	1,000
01.441.4510	Equipment/IT Repair and Maint	8,887	9,365	10,128	700	700	700
01.441.4511	Vehicle Repair and Maint	300	103	330	1,000	-	1,000
01.441.4531	Grass Cutting	4,975	5,791	12,388	10,000	10,000	10,000
01.441.4651	Telephone	2,191	3,206	3,104	3,500	3,500	3,500
01.441.4652	Communications	1,051	1,669	1,692	1,850	1,850	1,850
01.441.4799	Miscellaneous	3,152	1,171	527	1,000	500	1,000
01.441.4870	Equipment	1,596	40	-	500	500	500
01.441.4931	Vehicle Equipment Fund Charges	2,617	19,706	16,933	20,705	20,705	20,938
Total Community Development		501,003	485,845	474,440	587,912	568,831	599,193

**Village of North Aurora
FY 2017-18 Budget**

Department: *Community Development*

Account #	Account Name/Description	Detail Amount	FY 2017-18 Budget
01.441.4160	Uniforms Uniforms for staff	500	<u><u>\$ 500</u></u>
01.441.4255	Engineering Grading/Lot Reviews, Development Analysis	30,000	<u><u>\$ 30,000</u></u>
01.441.4260	Legal Zoning, Annexation, Development Issues	20,000	<u><u>\$ 20,000</u></u>
01.441.4275	Planning Various Services/Reviews	8,000	<u><u>\$ 8,000</u></u>
01.441.4276	Inspection Services Building Inspections Plumbing Inspections	10,000 8,000	<u><u>\$ 18,000</u></u>
01.441.4280	Professional/Consulting Fees Development Strategies/Plans	15,000	<u><u>\$ 15,000</u></u>
01.441.4370	Conferences and Travel APA National Conference ICSC Shows - Chicago ICSC RECON AACE National Conference Misc Mileage Expenses	3,000 600 - 800 500	<u><u>\$ 4,900</u></u>
01.441.4380	Training ICC certification, training and materials Various training seminars CityView Training	1,000 1,000 -	<u><u>\$ 2,000</u></u>

**Village of North Aurora
FY 2017-18 Budget**

Department: *Community Development*

Account #	Account Name/Description	Detail Amount	FY 2017-18 Budget
01.441.4390	Dues & Meetings		
	Fox Valley Fire and Building Inspectors Ass.	200	
	Suburban Building Officials Conference	75	
	ICC Membership	150	
	Illinois Association of Code Enforcement Officers	100	
	American Planning Association	600	
	International Council of Shopping Centers	100	
	Costar Annual Subscription	3,900	
	National Fire Prevention Association	175	
	Misc.	100	
			<u>\$ 5,400</u>
01.441.4411	Office Expenses		
	Share of machine leases and supplies	2,000	
	Code and other books	1,000	
	Scanning of Plan Sets	-	
	Misc.	1,000	
			<u>\$ 4,000</u>
01.441.4505	Postage		
	Postage Meter Rental/Usage	1,500	
	Misc Postage (Fedex, etc.)	300	
			<u>\$ 1,800</u>
01.441.4506	Publishing		
	Legal Notices	1,000	
	Recording Fees and Liens	2,000	
	Adjudication Expenses	1,000	
			<u>\$ 4,000</u>
01.441.4507	Printing		
	Share Envelopes/Letterhead	500	
	Adjudication Brochures	500	
			<u>\$ 1,000</u>
01.441.4440	Gas & Oil		
	Department share of gasoline	4,000	
			<u>\$ 4,000</u>
01.441.4510	Equipment Repair & Maintenance		
	Workstation Copy/Fax/Scanner Service	500	
	Radio Maintenance	200	
			<u>\$ 700</u>
01.441.4511	Vehicle Repair & Maintenance		
	Vehicle Repair & Maintenance	1,000	
			<u>\$ 1,000</u>

**Village of North Aurora
FY 2017-18 Budget**

Department: *Community Development*

Account #	Account Name/Description	Detail Amount	FY 2017-18 Budget
01.441.4531	Grass Cutting Mowing Foreclosure Lots/Liens	10,000	<u><u>\$ 10,000</u></u>
01.441.4651	Telephone Local Service	3,500	<u><u>\$ 3,500</u></u>
01.441.4652	Communications Mobile Communication Service Misc	1,700 150	<u><u>\$ 1,850</u></u>
01.441.4799	Miscellaneous Expenditures Miscellaneous Expenditures	1,000	<u><u>\$ 1,000</u></u>
01.441.4870	Equipment Miscellaneous	500	<u><u>\$ 500</u></u>
01.441.4931	Vehicle Equip Fund Charges Vehicle Equip Fund Charges	20,938	<u><u>\$ 20,938</u></u>

**VILLAGE OF NORTH AURORA
FY 2017-18 BUDGET
PUBLIC WORKS DIVISION**

Description

The division accounts for the activities and operations of the Public Works division as it pertains to services provided to the community including minor street repair and reconstruction, storm sewer maintenance and the maintenance of all Village owned property and buildings, traffic signals and signs, parkway tree maintenance, fall leaf pickup, vehicle repair and maintenance, street sweeping, sidewalk maintenance and repair and the purchasing of necessary equipment and materials. It also includes contracted snow removal, road side cutting, and building maintenance.

Public Works employees provide on-going public services such as primary snow removal, curb and sidewalk repair, tree trimming, leaf pickup and right-of-way tree maintenance. Some of the services that are contracted include parkway tree removal and replacement, mosquito abatement and supplemental snowplowing. The goal of the Department is to serve North Aurora cost-effectively while maintaining the highest degree of service whether that means providing services in-house or by contracting those services out to a private firm.



FY 2016-17 Significant Accomplishments

- ✓ Oversaw and assisted with the coordination in conjunction with the Village engineers the 2016 Road Improvements
- ✓ Completed sidewalk repair of almost 3,000 LF
- ✓ Completed the reorganization of streets and water functions from two separate departments into one Public Works Department
- ✓ Removed approximately 250 infected parkway Ash Trees

FY 2017-18 Goals and Objectives

- Work with the consulting engineers on the design and construction of the 2017 Road Improvements. ***Strategic Goal Category: Infrastructure***
- Assist with the evaluation of space needs for Public Works facilities and future needs of the Village. ***Strategic Goal Category: Infrastructure***
- Continue to investigate plan for conversion of all Village street lights to LED. ***Strategic Goal Category: Infrastructure***
- Investigate the use of GIS (Geographic Information System) software, GPS (Global Positioning System) equipment and tablets to more efficiently perform JULIE locates of Village owned infrastructure. ***Strategic Goal Category: Core Services***
- Identify opportunities to implement technology into operations more cost effectively and efficiently deliver services to citizens. ***Strategic Goal Category: Core Services***

- Explore the possibility of participating in the Federal Emergency Management Agency's National Flood Insurance Program's Community Rating System
 - Complete submit the 2017 Notice of Intent (NOI) and Annual Facilities Inspection Report (AFIR) for the Environmental Protection Agency's (EPA) National Pollutant Discharge Elimination System (NPDES) program
 - Review the ground maintenance contract and identify the most efficient and cost effective method of completing the operation
 - Identify training opportunities for Public Works employees
 - Continue research on adaptive uses and partnerships for the silo on the Fox River.
- Strategic Goal Category: Community Vitality***
- Assist residents with drainage concerns by assessing alternatives and providing stormwater management solutions
 - Communicate the progress of infrastructure projects and provide advance notice to residents of detours routes and road construction activities that create travel delays.

PERFORMANCE MEASURES/STATISTICS

	<u>Actual</u> <u>2013-14</u>	<u>Actual</u> <u>2014-15</u>	<u>Actual</u> <u>2015-16</u>	<u>Actual</u> <u>2016-17</u>	<u>Estimated</u> <u>2017-18</u>
Streetlights Maintained	849	849	849	849	849
Snow Events	27	20	25	14	25
Tons of Salt Used	2,300	1,500	1,602	1,637	1,800
Street Sweeping Hours	124	128	128	124	124
Sidewalk Trip Hazards	1,272 LF	1,249 LF	1,964 LF	3,000 LF	2,500 LF
Miles Curb and Gutter	125	130	130	134	135
Lane Miles Road	70	74	74	77	77
Parkway Trees Replaced	550	677	530	204	250

**Village of North Aurora
FY 2017-2018 Budget**

General Fund

		2013-2014	2014-2015	2015-2016	2016-2017	2016-2017	2017-2018
		<u>Actual</u>	<u>Actual</u>	<u>Actual</u>	<u>Budget</u>	<u>Projected</u>	<u>Budget</u>
Public Works							
01.445.4020	Salaries - Regular	579,286	557,056	601,076	627,142	623,000	671,884
01.445.4030	Salaries - Part-time	27,496	24,427	3,549	13,000	8,000	13,000
01.445.4050	Salaries - Overtime	70,129	36,757	32,947	40,000	40,000	30,000
01.445.4070	On-Call Pay	12,416	12,318	12,658	12,000	15,000	18,000
01.445.4110	FICA - Social Security and Med	47,949	47,236	48,301	52,950	50,000	56,067
01.445.4120	IMRF	74,144	69,675	74,771	86,041	86,041	87,143
01.445.4130	Health Insurance	109,779	80,351	96,457	121,892	110,000	117,086
01.445.4135	Life Insurance	630	603	511	452	440	452
01.445.4136	Dental Insurance	-	-	655	1,673	1,673	2,310
01.445.4160	Uniform Allowance	2,300	1,911	3,277	4,250	4,250	3,300
01.445.4255	Engineering Services	6,105	11,120	54,266	10,000	35,000	10,000
01.445.4260	Legal Services	32	5,831	4,511	2,500	2,500	2,500
01.445.4280	Professional Consulting	-	-	15,000	25,000	-	-
01.445.4370	Conferences and Travel	-	12	7	500	500	3,000
01.445.4380	Training	-	40	270	1,000	500	1,000
01.445.4390	Dues and Meetings	290	613	942	575	575	2,300
01.445.4411	Office Expenses	3,539	3,371	3,169	5,100	4,000	3,100
01.445.4421	Custodial Supplies	8,261	7,236	10,042	9,500	12,500	13,500
01.445.4439	Salt	-	-	-	-	2,608	2,750
01.445.4440	Gas and Oil	40,244	26,592	15,865	30,000	20,000	25,000
01.445.4505	Postage	135	1,464	2,029	900	1,500	2,000
01.445.4506	Publishing	1,483	2,263	1,224	1,800	1,500	1,800
01.445.4507	Printing	163	117	1,402	450	200	500
01.445.4510	Equipment/IT Repair and Maint	10,748	4,622	6,930	10,000	7,000	10,000
01.445.4511	Vehicle Repair and Maint	45,223	42,905	45,203	45,000	60,000	45,000
01.445.4520	Public Buildings Repair and Maint	99,650	83,892	92,079	99,000	185,000	72,500
01.445.4521	Mosquito Control	49,516	50,756	52,299	62,000	53,000	55,000
01.445.4530	Public Grounds Repair and Maint	8,443	21,124	21,855	9,000	28,000	10,000
01.445.4531	Grass Cutting	26,101	26,973	29,242	47,000	47,000	47,000
01.445.4532	Tree Service	184,689	283,322	208,538	119,000	113,000	109,000
01.445.4538	Snow Removal	277,998	158,783	77,450	160,000	70,000	160,000
01.445.4540	Streets and Alleys Repair and Mnt	23,999	22,654	31,067	30,000	30,000	30,000
01.445.4543	Sidewalks Repair and Maint	28,574	21,316	32,654	50,000	45,000	40,000
01.445.4544	Storm Drain Maintenance	7,054	13,569	20,195	15,000	14,000	15,000
01.445.4545	Traffic Signs and Signals	28,891	25,037	23,732	30,000	32,000	30,000
01.445.4651	Telephone	4,635	7,149	6,375	6,000	7,000	7,000
01.445.4652	Communications	4,562	4,015	4,269	4,500	4,500	10,800
01.445.4660	Street Lighting and Poles	-	-	-	-	-	-
01.445.4662	Utility	14,970	22,917	9,600	15,000	10,000	10,000
01.445.4799	Miscellaneous	3,047	4,827	1,573	3,000	3,000	3,000
01.445.4870	Equipment Purchases	6,427	2,071	3,170	4,000	2,000	4,000
01.445.4931	Vehicle Equipment Fund Charges	131,271	178,749	178,676	193,348	193,348	195,043
	Total Public Works	1,940,177	1,863,673	1,827,835	1,948,573	1,923,635	1,920,035

**Village of North Aurora
FY 2017-18 Budget**

Department: Public Works

Account #	Account Name/Description	Detail Amount	FY 2017-18 Budget
01.445.4255 Engineering			
	Misc Engineering Services	10,000	
			<u>\$ 10,000</u>
01.445.4260 Legal			
	Legal Expenses	2,500	
			<u>\$ 2,500</u>
01.445.4370 Conferences and Travel			
	Miscellaneous Travel Expenses	500	
	APWA	2,500	
			<u>\$ 3,000</u>
01.445.4380 Training			
	Misc Training Classes, Local 150	1,000	
			<u>\$ 1,000</u>
01.445.4390 Dues and Meetings			
	APWA, AWWA Dues	250	
	KCWA Dues	75	
	IPWMAN	250	
	Certified Floodplain Manager (CFM)	660	
	Certified Prof Erosion Sed Control	140	
	PE License	100	
	American Society of Civil Engineers	325	
	Misc Meetings	500	
			<u>\$ 2,300</u>
01.445.4411 Office Expenses			
	Office Supplies	2,000	
	Copier Charges	600	
	Misc/Notices	500	
	Archiving	-	
			<u>\$ 3,100</u>
01.445.4421 Custodial Supplies			
	Police Dept.	6,000	
	Village Hall	6,000	
	Public Works Garage	1,500	
			<u>\$ 13,500</u>
01.445.4439 Salt			
	Geo Melt	-	
	Liquid Salt Calcium Chloride	2,750	
			<u>\$ 2,750</u>

**Village of North Aurora
FY 2017-18 Budget**

Department: Public Works

Account #	Account Name/Description	Detail Amount	FY 2017-18 Budget
01.445.4440	Gas and Oil		
	All fuel and oil supplies	25,000	
			\$ 25,000
01.445.4505	Postage		
	Postage Meter Rental/Usage	1,500	
	Misc Postage (FedEx, etc.)	500	
			\$ 2,000
01.445.4506	Publishing		
	Legal Notices/Bids	1,800	
			\$ 1,800
01.445.4507	Printing		
	Letterhead/Envelopes/Duty Sheets	500	
			\$ 500
01.445.4510	Equip Repair and Maintenance		
	Repair and maintenance on equipment	10,000	
			\$ 10,000
01.445.4511	Vehicle Repair and Maintenance		
	Repair and maintenance on vehicles	45,000	
			\$ 45,000
01.445.4520	Public Building Repair and Maintenance		
	HVAC VH/PD	15,000	
	Pest Control - VH/PD	2,000	
	Rug Cleaning - VH/PD	8,000	
	Public Works Bldg/Dome/Garage Repairs	10,000	
	Electrical Services	10,000	
	Window Cleaning	4,000	
	Warning Siren Maintenance (4)	3,500	
	Overhead door and gate maintenance plan	3,000	
	Stanley Sliding Door PMA	2,000	
	Misc	15,000	
			\$ 72,500
01.445.4521	Mosquito Control		
	Mosquito Control	55,000	
			\$ 55,000
01.445.4530	Public Grounds Repair and Maintenance		
	Regular Maintenance	4,000	
	Electric Services	2,000	
	Grass/Weed/Soil Services	4,000	
			\$ 10,000

**Village of North Aurora
FY 2017-18 Budget**

Department: Public Works

Account #	Account Name/Description	Detail Amount	FY 2017-18 Budget
01.445.4531	Grass Cutting		
	Roadside Cutting	45,000	
	Tractor/Bushog Rental	2,000	
			\$ 47,000
01.445.4532	Tree Service		
	Contracted Parkway Tree Trimming	25,000	
	Emergency Tree Trimming & Removal	-	
	Contracted Parkway Tree Removal	15,000	
	Parkway Tree Replacement	60,000	
	Leaf Pickup & Disposal	9,000	
	Other	-	
			\$ 109,000
01.445.4538	Snow Removal		
	Contracted Snow Plowing/Removal	160,000	
			\$ 160,000
01.445.4540	Streets and Alley's		
	Cold/Hot Patch Stone Misc Repairs	10,000	
	Street Sweeping	20,000	
			\$ 30,000
01.445.4543	Sidewalk Repair and Replacement		
	Repair and Replacement	10,000	
	Sidewalk - Sidewalks Leveling	30,000	
			\$ 40,000
01.445.4544	Storm Drain Maintenance		
	Maint/Repair of Storm Drains (In House Basins)	15,000	
			\$ 15,000
01.445.4545	Traffic Signals & Signs		
	Signal/Sign Maintenance	30,000	
			\$ 30,000
01.445.4651	Telephone		
	Call One	7,000	
			\$ 7,000
01.445.4652	Communications		
	Mobile Communication Service	4,800	
	Alarm Monitoring	6,000	
			\$ 10,800

**Village of North Aurora
FY 2017-18 Budget**

Department: Public Works

Account #	Account Name/Description	Detail Amount	FY 2017-18 Budget
01.445.4662	Utility		
	NICOR Gas VH, PD, PW Garage	10,000	
			<u>\$ 10,000</u>
01.445.4799	Miscellaneous Expenditures		
	Misc.	3,000	
			<u>\$ 3,000</u>
01.445.4870	Equipment		
	Miscellaneous/Tools	4,000	
			<u>\$ 4,000</u>
01.445.4931	Vehicle and Equipment Fund Charges		
	Annual Transfer	195,043	
			<u>195,043</u>

**VILLAGE OF NORTH AURORA
FY 2017-18 BUDGET
NON-DEPARTMENTAL AND TRANSFERS**

Description

These divisions account for expenditures that are non-specific to a particular department such 4th of July fireworks and sales tax rebates paid to developers as part of an annexation/developer/incentive agreement. Payments to the Southwest Fox Valley Cable and Telecommunication Consortium is paid here as well. Of the 5% cable franchise fee collected from cable subscribers within the Village, the Village remits to the Consortium 40% (or 2% of the 5%). The Consortium routinely analyzes the revenue that it receives from all members and processes refunds to the participating Villages if it determines that excess funds are not needed for the consortium activities.

Transfers out of the General Fund to another Fund are made as required by bond ordinance for debt payment such as the police station general obligation alternate revenue refunding source bonds, additional monies from one-time revenues to support capital projects, or as deemed necessary to support operations or activities in another fund such as liability insurance.

**Village of North Aurora
FY 2017-2018 Budget**

General Fund

		<u>2013-2014</u>	<u>2014-2015</u>	<u>2015-2016</u>	<u>2016-2017</u>	<u>2016-2017</u>	<u>2017-2018</u>
		<u>Actual</u>	<u>Actual</u>	<u>Actual</u>	<u>Budget</u>	<u>Projected</u>	<u>Budget</u>
<u>Non-Departmental</u>							
01.490.4131	Post-Retirement Benefits	-	-	-	-	-	-
01.490.4510	Equipment Repair and Maint	-	-	-	-	-	-
01.490.4758	Fireworks	6,000	6,000	6,000	6,000	6,000	25,000
01.490.4761	Beautification Committee	2,706	3,096	4,123	6,000	5,000	5,000
01.490.4762	Veterans Memorial Committee	-	-	-	-	-	-
01.490.4763	Historical Society	-	-	-	-	-	-
01.490.4764	Riverfront Committee	-	-	-	-	-	-
01.490.4781	Sales Tax Rebates	724,841	737,929	711,440	785,000	720,000	760,000
01.490.4789	Public Access Cable	82,010	84,356	86,896	90,000	90,000	89,000
01.490.4799	Misc. Expenditures	7,129	-	-	-	-	-
01.490.4875	Capital Improvements	-	-	-	-	-	-
	Total Non-Departmental	822,686	831,382	808,459	887,000	821,000	879,000
<u>Transfers</u>							
01.495.4965	Transfer to NAAC	-	-	-	-	-	-
01.495.4970	Transfer to Capital Projects	75,000	300,000	400,000	-	-	-
01.495.4975	Transfer to Tourism	10,000	5,000	-	-	-	-
01.495.4977	Transfer to Insurance	150,000	-	75,000	-	-	-
01.495.4980	Transfer to Police Station Debt	689,066	690,706	595,625	624,834	624,834	622,875
	Total Transfers	924,066	995,706	1,070,625	624,834	624,834	622,875

**Village of North Aurora
FY 2017-18 Budget**

Department: *Non-Departmental*

Account #	Account Name/Description	Detail Amount	FY 2017-18 Budget
01.490.4758	Fireworks		
	4th July Fireworks Contract	25,000	
			<u>\$ 25,000</u>
01.490.4761	Beautification Committee		
	Flowers/Mix	2,500	
	Banners	2,000	
	Misc	500	
			<u>\$ 5,000</u>
01.490.4781	Sales Tax Rebates		
	Rebates Per Various Agreements	760,000	
			<u>760,000</u>
01.490.4789	Public Access Cable		
	Village Share to SW Fox Valley Cable Consortium (Before Rebates)	89,000	
			<u>\$ 89,000</u>

**VILLAGE OF NORTH AURORA
FY 2017-18 BUDGET
MOTOR FUEL TAX FUND**

Description

The Motor Fuel Tax (MFT) Fund accounts for the Village's per capita share of motor fuel taxes distributed by the State and the road maintenance programs that are eligible to be funded with the revenues. The MFT revenues which are allocated to this fund are received monthly from the State of Illinois. The State collects a tax of 19 cents per gallon on gasoline and 21.5 cents per gallon on diesel fuel. A portion of this tax revenue is then allocated to all municipalities in the State based on their total municipal population as a percentage of the total municipal state population.

Motor Fuel Tax expenditures are restricted to programs identified by the State. All expenditures of MFT funding is appropriated through resolution by the Village Board and approved by the Illinois Department of Transportation. In addition, a supplemental "high-growth" distribution is also allocated to the Village pending the Village's continued designation as a "high-growth" municipality.

The Village funds several street maintenance programs through this fund. Some of the programs funded include crack filling/routing, road salt, street lighting and maintenance and at times a portion of the annual road improvement program.

Public Works West-Side Salt Barn



FY 2016-17 Accomplishments

- ✓ Managed salt supplies and inventories and retained competitive pricing from the State.
- ✓ Completed annual crack filling maintenance program

FY 2017-18 Goals and Objectives

- Complete annual crack filling maintenance program and funding of street lighting and street light repairs
- Procure road salt through State purchase program
- Finalize replacement plan and replace approximately 144 light fixtures with LED and replace approximately fourteen poles. ***Strategic Goal Category: Infrastructure***
- Pay the Village's share of the State's project for the Airport Road, Ice Cream Drive and Alder Drive road improvements. Of the \$1,400,000 project approximately \$400,000 will be the Village's share of the project to be funded with MFT revenues. ***Strategic Goal Category: Infrastructure***

**Village of North Aurora
FY 2017-2018 Budget**

Motor Fuel Tax Fund

		2013-2014 <u>Actual</u>	2014-2015 <u>Actual</u>	2015-2016 <u>Actual</u>	2016-2017 <u>Budget</u>	2016-2017 <u>Projected</u>	2017-2018 <u>Budget</u>
Beginning Fund Balance					1,270,143	1,270,143	1,269,243
<u>Revenues</u>							
<u>Taxes</u>							
10.305.3025	Motor Fuel Tax	580,774	501,221	458,252	435,000	445,000	460,000
Total Taxes		580,774	501,221	458,252	435,000	445,000	460,000
<u>Investment Income</u>							
10.370.3750	Interest on Investments	224	226	1,826	1,500	6,600	10,000
Total Investment Income		224	226	1,826	1,500	6,600	10,000
Total Revenues		580,998	501,447	460,078	436,500	451,600	470,000
<u>Expenditures</u>							
<u>Public Works</u>							
10.445.4255	Engineering	51,180	29,352	61,522	15,000	5,000	5,000
10.445.4439	Salt	112,776	144,544	151,503	166,727	166,000	160,000
10.445.4540	Streets and Alleys Repair/Maint	119,714	79,052	-	135,000	86,000	120,000
10.445.4581	Banking Services/Fees	341	257	371	500	500	500
10.445.4660	Street Lighting	97,649	98,655	110,680	110,000	110,000	110,000
10.445.4661	Street Light Repair/Maint/Replace	35,267	45,141	77,566	35,000	35,000	199,840
10.445.4705	Debt Principal Payment	-	-	-	-	-	-
10.445.4706	Debt Interest Payment	-	-	-	-	-	-
10.445.4709	Fiscal Agent Fees	-	-	-	-	-	-
10.445.4799	Misc	-	-	-	-	-	-
10.445.4875	Capital Improvements	146,878	(1,722)	225,837	700,000	50,000	400,000
Total Public Works		563,805	395,279	627,479	1,162,227	452,500	995,340
Total Expenditures		563,805	395,279	627,479	1,162,227	452,500	995,340
Revenues Over/(Under) Expenditures		17,192	106,168	(167,401)	(725,727)	(900)	(525,340)
Ending Fund Balance					544,416	1,269,243	743,903

**Village of North Aurora
FY 2017-18 Budget**

Department: *MFT Fund*

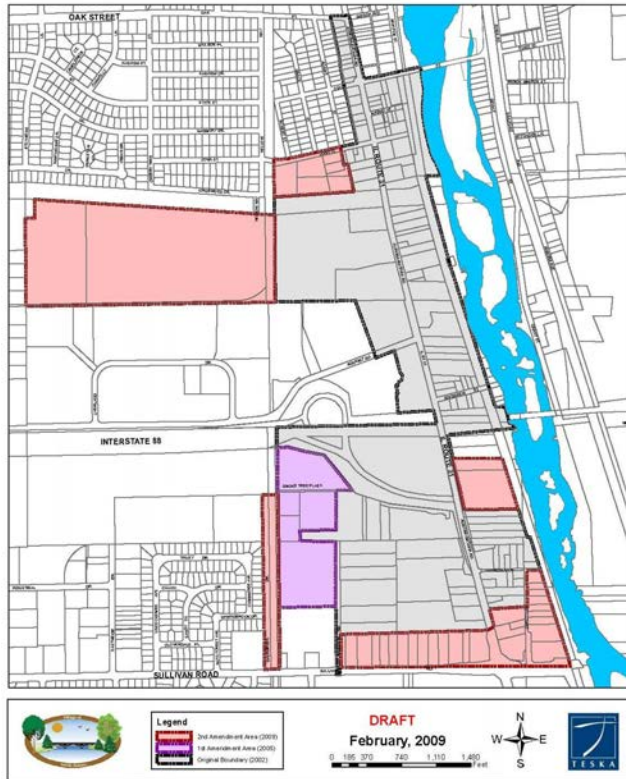
Account #	Account Name/Description	Detail Amount	FY 2017-18 Budget
10.445.4255	Engineering Engineering	5,000	<u><u>\$ 5,000</u></u>
10.445.4439	Salt Rock Salt	160,000	<u><u>\$ 160,000</u></u>
10.445.4540	Streets and Alleys Repair Crack Sealing/Routing Pavement Marking	100,000 20,000	<u><u>\$ 120,000</u></u>
10.445.4581	Banking Services/Fees Bank Fees/Wires	500	<u><u>\$ 500</u></u>
10.445.4660	Street Lighting Street Lighting Energy Costs	110,000	<u><u>\$ 110,000</u></u>
10.445.4661	Street Light Repair/Maint Street Pole Bulbs, Ballasts, Materials LED Light Replacement (144) Pole Replacement (24)	40,000 57,600 102,240	<u><u>\$ 199,840</u></u>
10.445.4875	Capital Improvements Village Share Airport Rd, Ice Cream, Alder	400,000	<u><u>\$ 400,000</u></u>

**VILLAGE OF NORTH AURORA
FY 2017-18 BUDGET
ROUTE 31 TIF FUND**

Description

The Route 31 TIF Fund was established August 12, 2002 to account for the additional incremental property tax revenues generated by the Route 31 TIF District and the redevelopment expenditures and reimbursements. The TIF District was amended during FY 2005-06 to include

additional parcels of property. It was amended a second time in FY 2009-2010 to add several other properties to the district. Tax increment financing is permitted under the Tax Increment Allocation Redevelopment Act of the State of Illinois. The Village prepared a comprehensive “Action Plan” to guide the development and redevelopment of the Route 31 TIF District area.



A number of redevelopment projects have initiated within the TIF District that the Village has provided financial assistance for through the use of the incremental property taxes generated by the redevelopment activity. These include facade and rehabilitation improvements to numerous businesses. The map to the left shows the current boundaries of the Route 31 TIF District, as amended.

FY 2016-17 SIGNIFICANT ACCOMPLISHMENTS

- ✓ Provided funding assistance for one (1) TIF façade project.
- ✓ The Village utilized TIF funds to demolish the former Marathon gas station located at 24 S. Linolcnway in October 2016. Two underground storage tanks were also removed at that time and the site is now completely vacant with no structures or other site improvements.

FY 2017-18 GOALS AND OBJECTIVES

- Explore and evaluate options for the current Rt. 31 TIF District. *Strategic Plan Goal: Redevelopment and Enhancement of the Route 31 Corridor*
- Continue to promote TIF Façade Grant Program. *Strategic Plan Goal: Redevelopment and Enhancement of the Route 31 Corridor*
- Complete the reconstruction of Smoketree Phase III. *Strategic Plan Goal: Redevelopment and Enhancement of the Route 31 Corridor*

**Village of North Aurora
FY 2017-2018 Budget**

Route 31 TIF Fund

		2013-2014	2014-2015	2015-2016	2016-2017	2016-2017	2017-2018
		<u>Actual</u>	<u>Actual</u>	<u>Actual</u>	<u>Budget</u>	<u>Projected</u>	<u>Budget</u>
Beginning Fund Balance					1,163,048	1,163,048	1,348,395
<u>Revenues</u>							
<u>Taxes</u>							
12.305.3010	Property Tax	518,510	469,393	450,515	377,173	377,000	385,159
	Total Taxes	518,510	469,393	450,515	377,173	377,000	385,159
<u>Investment Income</u>							
12.370.3750	Interest on Investments	5,906	5,098	5,867	3,500	9,000	12,000
	Total Investment Income	5,906	5,098	5,867	3,500	9,000	12,000
<u>Miscellaneous</u>							
12.385.3855	Grants - Capital	6,259	12,621	-	-	-	-
	Total Miscellaneous	6,259	12,621	-	-	-	-
Total Transfers		-	-	-	-	-	-
Total Revenues		530,675	487,112	456,381	380,673	386,000	397,159
<u>Expenditures</u>							
<u>Administration</u>							
12.430.4370	Conferences and Travel	-	-	-	-	-	-
12.430.4380	Training	-	-	-	-	-	-
12.430.4390	Dues and Meetings	-	-	-	-	-	-
12.430.4411	Office Expenses	-	-	-	-	-	-
12.430.4799	Misc. Expenditures	-	-	-	-	-	-
	Total Administration	-	-	-	-	-	-
<u>Professional Services</u>							
12.438.4255	Engineering	59,894	54,050	43,647	50,000	50,000	50,000
12.438.4260	Legal	-	80	2,469	3,500	3,500	3,500
12.438.4265	Audit Services	1,989	2,049	2,090	2,153	2,153	2,153
12.438.4280	Professional/Consulting Fees	-	7,189	6,090	45,000	45,000	45,000
	Total Professional Services	61,883	63,368	54,296	100,653	100,653	100,653
<u>Capital Improvements</u>							
12.480.4784	TIF Reimbursements/Grants	84,200	119,859	143,517	110,000	25,000	100,000
12.480.4875	Capital Improvements	581,671	15,764	813,087	593,000	75,000	715,000
	Total Capital Improvements	665,872	135,623	956,605	703,000	100,000	815,000
Total Expenditures		727,755	198,991	1,010,901	803,653	200,653	915,653
Revenues Over/(Under) Expenditures		(197,080)	288,121	(554,520)	(422,980)	185,347	(518,494)
Ending Fund Balance					740,068	1,348,395	829,901

**Village of North Aurora
FY 2017-18 Budget**

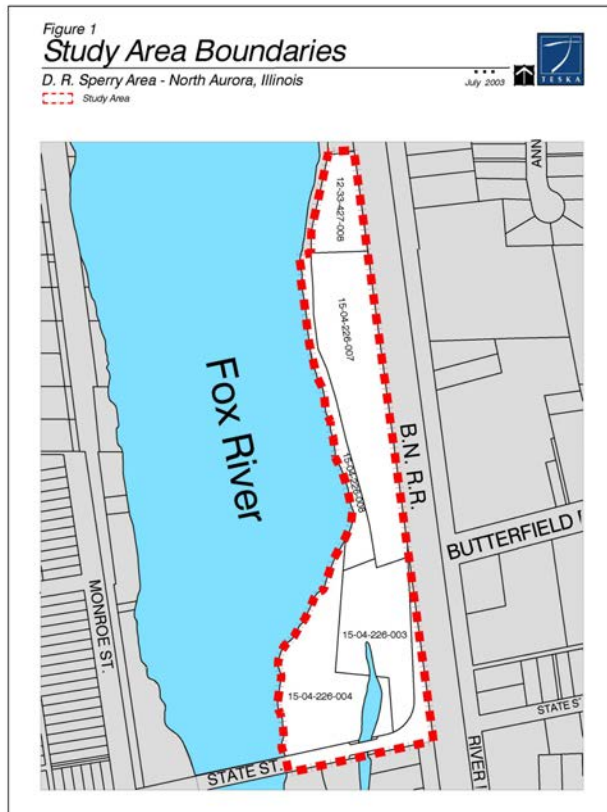
Department: Route 31 TIF Fund

Account #	Account Name/Description	Detail Amount	FY 2017-18 Budget
12.438.4255	Engineering		
	Engineering Studies	50,000	
			<u><u>\$ 50,000</u></u>
12.438.4260	Legal		
	Misc Legal Services	3,500	
			<u><u>\$ 3,500</u></u>
12.438.4265	Accounting and Audit		
	TIF Compliance Audit	2,218	
			<u><u>\$ 2,218</u></u>
12.438.4280	Professional/Consulting Fees		
	Redevelopment Consulting	45,000	
			<u><u>\$ 45,000</u></u>
12.480.4784	TIF Reimbursements/Grants		
	150 S. Lincolnway	-	
	Other Façade/Reimb Grants	100,000	
	Tyler Glen LLC	-	
			<u><u>\$ 100,000</u></u>
12.480.4875	Capital Improvements		
	Other Initiatives	350,000	
	Smoketree Reconstruction Phase III	365,000	
			<u><u>\$ 715,000</u></u>

**VILLAGE OF NORTH AURORA
FY 2017-18 BUDGET
SPERRY TIF FUND**

Description

The Sperry TIF Fund was established in 2005 to account for the redevelopment of the Sperry TIF site which includes the property of the Village Hall as well as the property to the North. A developer was planning to construct a townhome project on the property located to the North which included removal of industrial uses on that site. The map below shows the boundaries of the Sperry TIF District. Underground work was completed at the site. Due to the housing market downturn the project was halted prior to construction of the buildings.



FY 2017-18 Goals and Objectives

- Continue to work with the owner of the parcel north of Village Hall to arrive on the best possible use of the property.
- Evaluate potential reuses utilizing current redevelopment tools in place

**Village of North Aurora
FY 2017-2018 Budget**

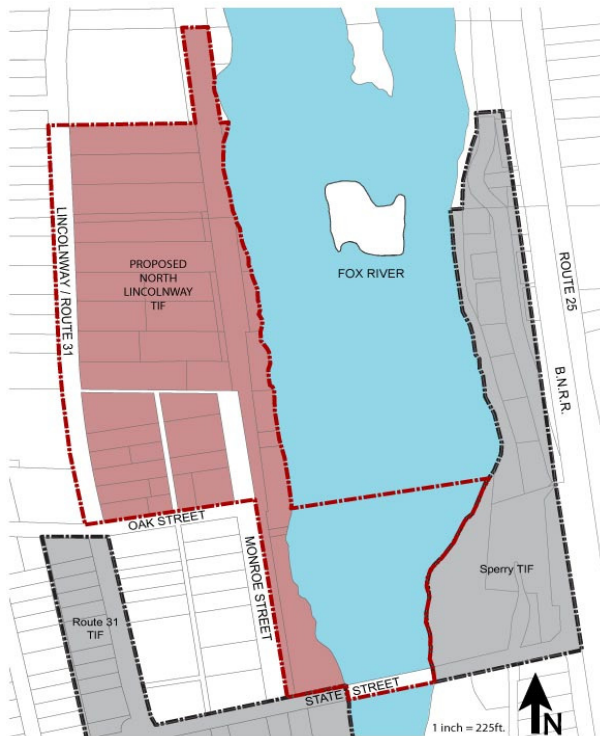
Sperry TIF Fund

		2013-2014 Actual	2014-2015 Actual	2015-2016 Actual	2016-2017 Budget	2016-2017 Projected	2017-2018 Budget
Beginning Fund Balance					417	417	3,583
<u>Revenues</u>							
<u>Taxes</u>							
13.305.3010	Property Tax	1,895	2,314	2,681	3,159	3,166	4,367
	Total Taxes	1,895	2,314	2,681	3,159	3,166	4,367
<u>Investment Income</u>							
13.370.3750	Interest on Investments	-	-	-	-	-	-
	Total Investment Income	-	-	-	-	-	-
	Total Revenues	1,895	2,314	2,681	3,159	3,166	4,367
<u>Expenditures</u>							
<u>Administration</u>							
13.430.4799	Misc. Expenditures	-	-	-	-	-	-
	Total Administration	-	-	-	-	-	-
<u>Professional Services</u>							
13.438.4255	Engineering	-	488	7,293	-	-	-
13.438.4260	Legal	-	352	450	-	-	-
13.438.4265	Accounting and Audit	-	-	-	-	-	-
13.438.4280	Professional/Consulting Fees	-	-	-	2,000	-	2,000
	Total Professional Services	-	840	7,743	2,000	-	2,000
<u>Capital Improvements</u>							
13.480.4875	Capital Improvements	-	-	-	-	-	-
	Total Capital Improvements	-	-	-	-	-	-
	Total Expenditures	-	840	7,743	2,000	-	2,000
Revenues Over/(Under) Expenditures		1,895	1,473	(5,062)	1,159	3,166	2,367
Ending Fund Balance					1,576	3,583	5,950

**VILLAGE OF NORTH AURORA
FY 2017-18 BUDGET
NORTH LINCOLNWAY TIF FUND**

Description

The North Lincolnway TIF Fund was established October 17, 2011 to account for the additional incremental property tax revenues generated by the North Lincolnway TIF District and the redevelopment expenditures and reimbursements. This new TIF District should facilitate redevelopment within the established area. The Village has already received several inquiries about redeveloping property in this area. .



The TIF funds generated will be able to be used for infrastructure improvements, redevelopment proposals and façade improvements. The map to the left shows the boundaries of the North Lincolnway TIF District as well as its proximity to the Village's other two TIF Districts.

FY 2017-18 GOALS AND OBJECTIVES

- Complete the reconstruction of the alley North of Oak Street to Monroe for \$41,000. ***Strategic Goal Category: Infrastructure***
- Consider public improvements in the TIF District that could accelerate new development and enhancement of existing properties.

**Village of North Aurora
FY 2017-2018 Budget**

N. Lincolnway TIF Fund

		2013-2014 Actual	2014-2015 Actual	2015-2016 Actual	2016-2017 Budget	2016-2017 Projected	2017-2018 Budget
Beginning Fund Balance					18,444	18,444	29,044
<u>Revenues</u>							
<u>Taxes</u>							
20.305.3010	Property Tax	9,301	8,724	8,771	10,576	10,600	12,224
	Total Taxes	9,301	8,724	8,771	10,576	10,600	12,224
<u>Investment Income</u>							
20.370.3750	Interest on Investments	-	-	-	-	-	-
	Total Investment Income	-	-	-	-	-	-
	Total Revenues	9,301	8,724	8,771	10,576	10,600	12,224
<u>Expenditures</u>							
<u>Administration</u>							
20.430.4255	Engineering	-	-	-	-	-	-
20.430.4260	Legal	-	32	-	500	-	-
20.430.4275	Planning	-	-	-	7,000	-	-
20.430.4280	Professional Consulting	-	-	-	-	-	-
20.430.4799	Misc. Expenditures	-	-	-	-	-	-
20.430.4875	Capital Improvements	-	-	-	-	-	41,000
20.430.4951	Transfer to General Fund	-	-	18,144	-	-	-
	Total Administration	-	32	18,144	7,500	-	41,000
	Total Expenditures	-	32	18,144	7,500	-	41,000
Revenues Over/(Under) Expenditures		9,301	8,692	(9,372)	3,076	10,600	(28,776)
Ending Fund Balance					21,520	29,044	268

**VILLAGE OF NORTH AURORA
FY 2017-18 BUDGET
INSURANCE FUND**

Description

The Insurance Fund accounts primarily for the Village's costs associated with the provision of liability, workers' compensation, property and other coverages. Presently the Village utilizes the Illinois Municipal League Risk Management Association (IMLRMA) which provides these coverages to the Village for a fee. The Village also funds payment of unemployment contributions to the State through this fund as well as payments for miscellaneous expenditures relating to accidents or other liability claims.

Revenues are provided by an annual property tax levy dedicated to this fund and contributions from other funds for their share of the cost of coverage. Administration and Finance have primary responsibility for the Village's risk management program with support and input from each department.

FY 2016-17 Significant Accomplishments

- ✓ Extensive research into other insurance coverage options to ensure Village is receiving best value

FY 2017-18 Goals and Objectives

- Continue to identify areas of risk and recommend ways to minimize claim potential
 - Facilitate targeted safety training programs
 - Continue benchmarking and research to ensure coverage costs provide the best value.
- Strategic Goal Category: Financial*

Performance Measures/Statistics

	Actual Calendar <u>2012</u>	Projected Calendar <u>2013</u>	Projected Calendar <u>2014</u>	Projected Calendar <u>2015</u>	Projected Calendar <u>2016</u>
Total Number of Claims	14	19	24	11	25
Claims Net Incurred/Paid	\$548,017	\$67,605	\$120,668	\$6,356	\$277,777
Total Workers' Comp (WC) Claims	\$545,787	\$39,645	\$3,229	\$2,934	\$258,371
WC Claims % Payroll	16.48%	0.95%	0.03%	0.01%	5.26%

**Village of North Aurora
FY 2017-2018 Budget**

Insurance Fund

		2013-2014 Actual	2014-2015 Actual	2015-2016 Actual	2016-2017 Budget	2016-2017 Projected	2017-2018 Budget
Beginning Fund Balance					314,665	314,665	310,365
<u>Revenues</u>							
<u>Taxes</u>							
14.305.3010	Property Tax	186,546	220,934	251,872	248,000	252,000	255,000
	Total Taxes	186,546	220,934	251,872	248,000	252,000	255,000
<u>Investments</u>							
14.370.3750	Interest on Investments	668	1,080	773	700	1,700	3,000
	Total Investment Income	668	1,080	773	700	1,700	3,000
<u>Miscellaneous</u>							
14.385.3864	Insurance Claim Reimbursement	11,338	36,698	-	40,000	40,000	40,000
	Total Miscellaneous	11,338	36,698	-	40,000	40,000	40,000
<u>Transfers In</u>							
14.395.3955	Insurance From General	150,000	-	75,000	-	-	-
14.395.3960	Insurance From Waterworks	25,650	25,650	25,650	25,000	25,000	35,000
14.395.3962	Insurance From NAAC	7,000	-	-	-	-	-
14.395.3964	Insurance From Sanitary Sewer	5,000	5,000	5,000	5,000	5,000	5,000
	Total Transfers In	187,650	30,650	105,650	30,000	30,000	40,000
	Total Revenues	386,202	289,362	358,296	318,700	323,700	338,000
<u>Expenditures</u>							
<u>Administration</u>							
14.430.4150	Unemployment Tax	11,336	7,163	4,650	12,000	5,000	6,000
14.430.4774	Insurance Claims	13,830	36,694	-	40,000	40,000	40,000
14.430.4788	Administrative Fee	-	-	-	-	-	-
14.430.4944	Liability Coverage	310,685	265,872	274,563	320,000	283,000	290,000
	Total Expenditures	335,850	309,729	279,212	372,000	328,000	336,000
Revenues Over/(Under) Expenditures		50,352	(20,368)	79,084	(53,300)	(4,300)	2,000
Ending Fund Balance					261,365	310,365	312,365

**VILLAGE OF NORTH AURORA
FY 2017-18 BUDGET
TOURISM FUND**

Description

The primary activity in this fund is to account for the proceeds of the 3% hotel/motel tax to this fund. The Village remits 90% of the revenues generated by the tax to the Aurora Area Convention and Tourism Bureau to promote the Village of North Aurora and its events.

This fund also accounts for the annual North Aurora Days festival in August of every year. Expenditures for North Aurora Days include live musical entertainment, fireworks, and other festivities. The North Aurora Days Committee coordinates the event and receives revenues from sponsorships from local businesses, vendor fees and other donations.



FY 2017-18 GOALS AND OBJECTIVES

- Assist the North Aurora Days Committee with the coordination of events, planning, sponsorships and the overall collection and disbursement of monies associated with the event.

**Village of North Aurora
FY 2017-2018 Budget**

Tourism Fund

		2013-2014 Actual	2014-2015 Actual	2015-2016 Actual	2016-2017 Budget	2016-2017 Projected	2017-2018 Budget
Beginning Fund Balance					67,745	67,745	80,095
<u>Revenues</u>							
<u>Taxes</u>							
15.305.3035	Hotel Tax	19,074	28,281	40,800	40,000	42,000	45,000
	Total Taxes	19,074	28,281	40,800	40,000	42,000	45,000
<u>Investments</u>							
15.370.3750	Interest on Investments	58	76	87	50	150	300
	Total Investments	58	76	87	50	150	300
<u>Miscellaneous</u>							
15.385.3870	North Aurora Days Revenue	27,326	50,652	95,056	85,000	97,000	115,000
	Total Miscellaneous	27,326	50,652	95,056	85,000	97,000	115,000
<u>Transfers In</u>							
15.395.3951	Transfers - Capital Projects Impact	-	-	-	-	-	-
15.395.3955	Transfers - General Fund	10,000	5,000	-	-	-	-
	Total Transfers In	10,000	5,000	-	-	-	-
	Total Revenues	56,458	84,009	135,943	125,050	139,150	160,300
<u>Expenditures</u>							
<u>Administration</u>							
15.430.4751	North Aurora Days Expenses	35,576	24,823	72,579	77,000	77,000	105,000
15.430.4752	Tourism Council	17,167	25,452	36,721	36,000	37,800	40,500
15.430.4753	Administration and Tourism	-	-	-	-	-	-
15.430.4758	Fireworks	10,000	12,500	9,300	12,000	12,000	12,000
15.430.4799	Miscellaneous	-	-	-	-	-	-
	Total Administration	62,742	62,774	118,600	125,000	126,800	157,500
	Total Expenditures	62,742	62,774	118,600	125,000	126,800	157,500
Revenues Over/(Under) Expenditures		(6,285)	21,234	17,343	50	12,350	2,800
Ending Fund Balance					67,795	80,095	82,895

**VILLAGE OF NORTH AURORA
FY 2017-18 BUDGET
SPECIAL SERVICE AREAS FUND**

Description

This fund accounts for the Village's property tax levies and expenditures for active Special Service Areas that the Village has established. During the annual property tax levy process, the Village reviews each special service area and determines how much money will be levied for each area based on the lawn maintenance contracts that exist and the amount that will need to be raised over time to support major rehabilitation projects. Many of the special service areas exist so that the Village can raise funds to effectuate maintenance projects in the event that the homeowner's association fails to meet the needs of the subdivision.

FY 2017-18 Goals and Objectives

- Monitor mowing maintenance contracts with four (4) SSA's and continue review of funding needs for other special service areas
- Oversee maintenance areas for SSA's activated in 2015 including North Aurora Town Centre and Randall Highlands

**Village of North Aurora
FY 2017-2018 Budget**

Special Service Areas Fund

		<u>2013-2014</u> <u>Actual</u>	<u>2014-2015</u> <u>Actual</u>	<u>2015-2016</u> <u>Actual</u>	<u>2016-2017</u> <u>Budget</u>	<u>2016-2017</u> <u>Projected</u>	<u>2017-2018</u> <u>Budget</u>
Total Beginning Fund Balances					158,184	158,184	166,992
<u>Revenues</u>							
<u>Waterford Oaks SSA</u>							
17.004.3010	Property Tax	5,063	5,030	3,357	3,360	3,400	3,550
17.004.3750	Interest on Investments	-	-	-	-	-	-
	Total Waterford Oaks	5,063	5,030	3,357	3,360	3,400	3,550
<u>Oak Hill</u>							
17.007.3010	Property Tax	-	-	-	-	-	-
17.007.3750	Interest on Investments	38	6	7	-	-	-
	Total Oak Hill	38	6	7	-	-	-
<u>Timber Oaks</u>							
17.008.3010	Property Tax	2,797	2,800	2,452	2,464	2,500	2,575
17.008.3750	Interest on Investments	-	-	-	-	-	-
	Total Timber Oaks	2,797	2,800	2,452	2,464	2,500	2,575
<u>Pine Creek Phase III</u>							
17.009.3010	Property Tax	671	672	699	700	700	720
17.009.3750	Interest on Investments	-	-	-	-	-	-
	Total Pine Creek Phase III	671	672	699	700	700	720
<u>Willow Lakes</u>							
17.011.3010	Property Tax	448	447	450	450	450	465
17.011.3890	Miscellaneous	-	-	-	-	-	-
17.011.3750	Interest on Investments	311	273	313	200	400	500
	Total Willow Lakes	759	720	763	650	850	965
<u>North Aurora Town Centre</u>							
17.032.3010	Property Tax	-	-	-	25,000	25,000	15,000
17.032.3750	Interest on Investments	-	-	-	-	-	-
	Total North Aurora Town	-	-	-	25,000	25,000	15,000
<u>Randall Highlands (Single Family)</u>							
17.033.3010	Property Tax	-	-	-	2,846	2,846	711
17.033.3750	Interest on Investments	-	-	-	-	-	-
	Total Randall Highlands (SF)	-	-	-	2,846	2,846	711
<u>Randall Highlands (Multi-Family)</u>							
17.034.3010	Property Tax	-	-	-	3,875	3,875	969
17.034.3750	Interest on Investments	-	-	-	-	-	-
	Total Randall Highlands (MF)	-	-	-	3,875	3,875	969
<u>Randall Highlands (Commercial)</u>							
17.035.3010	Property Tax	-	-	-	3,279	3,279	820
17.035.3750	Interest on Investments	-	-	-	-	-	-
	Total Randall Highlands (Comm)	-	-	-	3,279	3,279	820
Total Revenues		9,328	9,228	7,278	42,174	42,450	25,310

**Village of North Aurora
FY 2017-2018 Budget**

Special Service Areas Fund

		<u>2013-2014 Actual</u>	<u>2014-2015 Actual</u>	<u>2015-2016 Actual</u>	<u>2016-2017 Budget</u>	<u>2016-2017 Projected</u>	<u>2017-2018 Budget</u>
<u>Expenditures</u>							
<u>Waterford Oaks</u>							
17.004.4917	Administrative Expenses	540	360	360	360	360	460
17.004.4533	Maintenance	1,914	2,827	2,891	3,150	3,000	4,668
	Total Waterford Oaks	2,454	3,187	3,251	3,510	3,360	5,128
<u>Oak Hill</u>							
17.007.4917	Administrative Expenses	-	-	-	-	-	-
17.007.4533	Maintenance	30,885	-	-	-	-	-
	Total Oak Hill	30,885	-	-	-	-	-
<u>Timber Oaks</u>							
17.008.4917	Administrative Expenses	300	264	264	264	264	210
17.008.4533	Maintenance	601	2,056	2,103	2,400	2,400	2,156
	Total Timber Oaks	901	2,320	2,367	2,664	2,664	2,366
<u>Pine Creek Phase III</u>							
17.009.4917	Administrative Expenses	228	132	132	132	132	80
17.009.4533	Maintenance	260	1,028	1,052	1,200	1,200	875
	Total Pine Creek Phase III	488	1,160	1,184	1,332	1,332	955
<u>Willow Lakes</u>							
17.011.4917	Administrative Expenses	180	96	96	96	96	30
17.011.4533	Maintenance	190	773	789	900	5,300	371
	Total Willow Lakes	370	869	885	996	5,396	401
<u>North Aurora Town Centre</u>							
17.032.4917	Administrative Expenses	-	-	-	2,000	2,000	1,500
17.032.4533	Maintenance	-	-	-	20,000	18,000	20,000
	Total North Aurora Town	-	-	-	22,000	20,000	21,500
<u>Randall Highlands (Single Family)</u>							
17.033.4917	Administrative Expenses	-	-	-	250	250	250
17.033.4533	Maintenance	-	-	-	2,500	-	2,500
	Total Randall Highlands (SF)	-	-	-	2,750	250	2,750
<u>Randall Highlands (Multi-Family)</u>							
17.034.4917	Administrative Expenses	-	-	-	350	350	350
17.034.4533	Maintenance	-	-	-	3,500	-	3,500
	Total Randall Highlands (MF)	-	-	-	3,850	350	3,850
<u>Randall Highlands (Commercial)</u>							
17.035.4917	Administrative Expenses	-	-	-	290	290	290
17.035.4533	Maintenance	-	-	-	2,900	-	2,900
	Total Randall Highlands (Comm)	-	-	-	3,190	290	3,190
	Total Expenditures	35,097	7,536	7,686	40,292	33,642	40,140
Revenues Over/(Under) Expenditures		(25,769)	1,692	(408)	1,882	8,808	(14,830)
Ending Fund Balances					160,066	166,992	152,162

**VILLAGE OF NORTH AURORA
FY 2017-18 BUDGET
SANITARY SEWER FUND**

Description

The Sanitary Sewer Fund accounts primarily for the Village's annual inflow/infiltration program for the sanitary sewer system. Although Fox Metro provides for the treatment of sewerage, the Village owns and is responsible for maintaining and replacing any sanitary sewer lines for sewerage conveyance which are 14 inches in circumference or smaller. Fox Metro maintains and replaces sanitary sewer lines above that size. This fund also covers the cost of maintenance of some temporary and permanent lift stations in the Village.

Revenues are provided through a sanitary sewer permit/connection fee. In addition, the Village collects a sanitary sewer collection fee through the Village's water billing process. Based on an analysis of long-term operating and capital needs, this fee was decreased from \$0.594 per 1,000 gallons of water used to \$0.35 per 1,000 gallons of water used effective April 15, 2007.



FY 2016-17 Significant Accomplishments

- ✓ Lining approximately 40 manholes by pressure grouting and sealing with cementitious lining.
- ✓ Televised approximately 77,785 LF of Sanitary Sewers

FY 2017-18 Goals and Objectives

- Initiate second year of televising and cleaning all sanitary sewers approximately 130,000 linear feet. *Strategic Goal Category: Core Services*
- Continue to offer 50/50 overhead sewer grant to homeowners recently revised to include a maximum \$4,000 reimbursement and increase awareness efforts of the program through the Village website and social media.

- Keep looking and researching ways to upgrade the sanitary sewer system by eliminating inflow/infiltration (I/I).
- Evaluate the use of smoke testing to identify leaking sewer main and service
- Continue to participate in quarterly meeting with Fox Metro Reclamation District
- Utilize a GIS (Geographic Information System) and GPS (Global Positioning System) equipment to create accurate sanitary system utility atlases. ***Strategic Goal Category: Core Services***

PERFORMANCE MEASURES/STATISTICS

	<u>Actual 2013-14</u>	<u>Actual 2014-15</u>	<u>Actual 2015-16</u>	<u>Actual 2016-17</u>	<u>Estimated 2017-18</u>
Annual Lineal Feet of Sanitary Sewer Lining Completed	6,000 LF	6,060 LF	5,000 LF	0 LF	0 LF
Total Lineal Feet Remaining to be Lined	11,060 LF	5,000 LF	0 LF	0 LF	0 LF
Annual Lineal Feet of Sanitary Sewer Televising Completed	0 LF	0 LF	32,184 LF	77,785 LF	130,000 LF
Total Lineal Feet Remaining to be Televised	368,600 LF	368,600 LF	336,416 LF	258,631 LF	128,631 LF

**Village of North Aurora
FY 2017-2018 Budget**

Sanitary Sewer Fund

		<u>2013-2014 Actual</u>	<u>2014-2015 Actual</u>	<u>2015-2016 Actual</u>	<u>2016-2017 Budget</u>	<u>2016-2017 Projected</u>	<u>2017-2018 Budget</u>
Beginning Fund Balance					1,527,907	1,527,907	1,402,032
<u>Revenues</u>							
<u>Licenses and Permits</u>							
18.310.3135	Sanitary Sewer Permit/Connection	173,982	28,605	149,894	20,000	10,000	20,000
	Total Licenses and Permits	173,982	28,605	149,894	20,000	10,000	20,000
<u>Charges for Services</u>							
18.320.3350	Sewer Collection	175,660	168,632	169,813	163,000	171,000	175,000
	Total Charges for Services	175,660	168,632	169,813	163,000	171,000	175,000
<u>Investments</u>							
18.370.3750	Interest on Investments	5,889	7,465	10,542	15,000	18,000	25,000
18.370.3752	Unrealized Gain/(Loss) Inv	642	4,876	1,838	-	-	-
	Total Investments	6,531	12,341	12,380	15,000	18,000	25,000
<u>Miscellaneous</u>							
18.385.3890	Miscellaneous	4,000	-	-	-	-	-
	Total Miscellaneous	4,000	-	-	-	-	-
	Total Revenues	360,172	209,577	332,087	198,000	199,000	220,000
<u>Expenditures</u>							
<u>Public Works</u>							
18.445.4255	Engineering	18,592	26,245	12,333	20,000	25,000	25,000
18.445.4260	Legal	-	843	-	-	-	-
18.445.4280	Professional/Consulting Fees	-	-	-	-	-	-
18.445.4510	Equipment Repair and Maint	150	3,092	1,080	3,000	3,000	3,000
18.445.4570	Sewers Repair and Maint	11,656	8,490	6,349	286,000	250,000	208,000
18.445.4652	Communications	-	-	-	-	-	-
18.445.4788	Administrative Fee	25,000	25,000	25,000	25,000	25,000	35,000
18.445.4799	Miscellaneous	729	729	729	-	-	-
18.445.4870	Equipment	-	-	-	60,000	-	60,000
18.445.4875	Capital Improvements	167,467	146,778	82,185	-	-	-
18.445.4931	MEF Replacement Fees	16,875	16,875	16,875	16,875	16,875	16,875
18.445.4944	Liability Insurance	5,000	5,000	5,000	5,000	5,000	5,000
	Total Public Works	245,469	233,052	149,550	415,875	324,875	352,875
	Total Expenditures	245,469	233,052	149,550	415,875	324,875	352,875
Revenues Over/(Under) Expenditures		114,703	(23,474)	182,537	(217,875)	(125,875)	(132,875)
Ending Fund Balance					1,310,032	1,402,032	1,269,157

**Village of North Aurora
FY 2017-18 Budget**

Department: Sanitary Sewer Fund

Account #	Account Name/Description	Detail Amount	FY 2017-18 Budget
18.445.4255	Engineering		
	Lining, Rehab, TVing, Testing Projects	25,000	
			<u><u>\$ 25,000</u></u>
18.445.4510	Equipment Repair and Maint		
	Vactor Repairs & Equipment	3,000	
			<u><u>\$ 3,000</u></u>
18.445.4570	Sewers Repair and Maint		
	Sanitary Sewer Repairs	10,000	
	Overhead Sewer Reimb. Grant	16,000	
	Annual Sanitary Lining Program	-	
	Chimney Sealing / Manhole Rehab	-	
	Televising / Cleaning (130KLF)	182,000	
	Smoke Testing	-	
			<u><u>\$ 208,000</u></u>
18.445.4788	Administrative Fee		
	Transfer to General Fund for Administrative Oversight	35,000	
			<u><u>\$ 35,000</u></u>
18.445.4875	Equipment		
	Sewer Easment Machine	60,000	
			<u><u>\$ 60,000</u></u>
18.445.4875	Capital Improvements		
	None	-	
			<u><u>\$ -</u></u>
18.445.4931	Vehicle Equipment Fund Charges		
	Annual Transfer	16,875	
			<u><u>\$ 16,875</u></u>
18.445.4944	Liability Insurance		
	Annual Transfer	5,000	
			<u><u>\$ 5,000</u></u>

**VILLAGE OF NORTH AURORA
FY 2017-18 BUDGET
CAPITAL PROJECTS FUND**

Description

This fund accounts for capital projects and capital improvements that the Village funds with various revenues. The Village implemented effective January 1, 2004 a 0.50% non home rule sales tax that was approved by the voters of the Village via referendum in 2003. This sales tax is not applicable to sales of food, drugs and titled vehicles per State Statutes. The Village also has had in effect since 2004 a utility tax on natural gas and electricity and a telecommunications tax that is allocated to this fund and is committed for roads, infrastructure and capital projects. The telecommunications and natural gas tax are based on gross charges and the electricity tax is based on a tiered-rate of kilowatt hours used (equivalency). The current rate is 3.0%. Funding for capital projects is frequently supplemented by impact fees, grants/contributions or transfers of resources from the General Fund. The Village regularly updates in long-term road program to determine which streets and related infrastructure may be in need for either reconstruction or resurfacing and is the primary purpose of the dedicated capital project funding in place.



Expenditures that the Village accounts for in this fund include the recurring annual road program, major road improvement projects, village facility improvements, right-of-way projects, sidewalk improvements and other capital/public improvements.


FY 2016-17 Significant Accomplishments

- ✓ Completed the 2016 road improvement program (1.6 miles) on Hansen Drive, Overland Lane, Airport (West of Alder), John Street (Roberts to Rt. 31), Dee Rd. (Banbury to Laurel), Banbury Road (Dee to Ridge)
- ✓ Completed the installation of new Welcome Signs throughout the Village

FY 2017-18 Goals and Objectives

- Complete the 2017 road improvement program (2.7 miles) for \$1,394,000 on: *Strategic Goal Category: Infrastructure*

- Acorn (Magnolia to Butternut)
- Alder Dr (Ice Cream to the North End)
- Cherrytree Ct (Kingswood Dr to Oak St)
- Feltes Lane (Pinecreek Dr to Private Dr)
- Deerpath Rd (Tanner Trails North to 941 Deerpath)
- Magnolia Drive (Acorn to the end East of Juniper)
- Mitchell Road (Liberty Business North to Oak St)
- Seavey Rd (Portions)
- Review and update long-term road and watermain capital improvement schedule taking into account significant resurfacing projects that need to be undertaken in the future
Strategic Goal Category: Financial
- Evaluate the road network in consideration of all modes of transportation improving access to all individuals where feasible. ***Strategic Goal Category: Infrastructure***
- Partner with other governmental agencies to improve trail connectivity throughout the region
- During the design and construction of future reconstruction projects consider the inclusion of fiber optic conduit and cable
- Construct a new community sign at the corner of State Street and Rt. 31. ***Strategic Goal Category: Community Vitality.***
- Conduct a space/storage/facility needs of Public Works facilities. ***Strategic Goal Category: Infrastructure***
- Inventory and evaluate traffic signal infrastructure to strategically plan for maintenance and future technological upgrades



**Village of North Aurora
FY 2017-2018 Budget**

Capital Projects Fund

		2013-2014 <u>Actual</u>	2014-2015 <u>Actual</u>	2015-2016 <u>Actual</u>	2016-2017 <u>Budget</u>	2016-2017 <u>Projected</u>	2017-2018 <u>Budget</u>
Beginning Fund Balance					1,974,047	1,974,047	2,417,640
<u>Revenues</u>							
<u>Taxes</u>							
21.305.3022	Sales Tax - 0.50% Non Home Rule	980,524	965,223	959,918	975,000	990,000	1,015,000
21.305.3036	Utility Tax - Electricity	388,761	375,209	378,051	380,000	380,000	385,000
21.305.3037	Utility Tax - Gas	179,387	152,011	109,671	130,000	95,000	115,000
21.305.3038	Telecommunications Tax	247,016	228,583	208,833	210,000	205,000	200,000
	Total Taxes	1,795,688	1,721,027	1,656,472	1,695,000	1,670,000	1,715,000
<u>Investment Income</u>							
21.370.3750	Interest on Investments	4,552	5,446	10,053	15,000	21,000	27,000
21.370.3752	Unrealized Market Value Adj	(342)	(908)	1,579	-	-	-
21.370.3755	IMET Market Value Gain	-	-	-	-	-	-
	Total Investment Income	4,210	4,538	11,632	15,000	21,000	27,000
<u>Miscellaneous</u>							
21.385.3850	Grants - Operating	-	-	21,799	-	-	-
21.385.3855	Grants - Capital	87,024	46,540	2,653	-	-	-
21.385.3864	Insurance Claim Reimbursement	68,764	-	-	-	-	-
21.385.3880	Debt Proceeds	-	-	-	-	-	-
21.385.3885	Developer Contributions	-	136,215	29,037	115,000	8,000	50,000
21.385.3886	Contributions/Donations	-	59,447	3,363	-	20,520	-
21.385.3887	Traffic Impact Fee	748,177	27,000	187,281	15,000	8,000	20,000
21.385.3888	Capital Impact Fee	41,141	5,811	87,448	5,000	5,000	15,000
21.385.3890	Misc Revenue	115,098	-	-	-	-	-
	Total Miscellaneous	1,060,204	275,014	331,582	135,000	41,520	85,000
<u>Transfers</u>							
21.395.3955	Transfer From General Fund	75,000	300,000	400,000	-	-	-
21.395.3959	Transfer From MFT Fund	-	-	-	-	-	-
21.395.3961	Transfer from Revolving Fund	-	-	-	214,000	212,935	-
21.395.3963	Transfer From Water Fund	-	-	-	-	-	-
21.395.3966	Transfer From NAAC	92,002	-	-	-	-	-
21.395.3984	Transfer From Sanitary Sewer	-	-	-	-	-	-
21.395.3987	Transfer From Escrow	-	-	-	-	-	-
	Total Transfers	167,002	300,000	400,000	214,000	212,935	-
	Total Revenues	3,027,104	2,300,579	2,399,686	2,059,000	1,945,455	1,827,000
<u>Expenditures</u>							
<u>Annual Road Program</u>							
21.450.4255	Engineering	184,505	244,614	338,215	310,000	275,000	215,000
21.450.4875	Capital Improvements	1,738,654	2,031,517	2,245,816	2,165,000	980,000	1,434,000
	Total Annual Road Program	1,923,159	2,276,130	2,584,031	2,475,000	1,255,000	1,649,000
<u>Oak Street Reconstruction and Oak/Rt. 31</u>							
21.451.4255	Engineering	-	-	-	-	-	-
21.451.4875	Capital Improvements	-	4,531	-	-	-	-
	Total Oak Street and Oak/31	-	4,531	-	-	-	-

**Village of North Aurora
FY 2017-2018 Budget**

Capital Projects Fund

		2013-2014	2014-2015	2015-2016	2016-2017	2016-2017	2017-2018
		<u>Actual</u>	<u>Actual</u>	<u>Actual</u>	<u>Budget</u>	<u>Projected</u>	<u>Budget</u>
<u>Village Facility Projects</u>							
21.452.4255	Engineering	-	23,037	-	-	-	-
21.452.4501	Contractual Services	-	-	-	-	-	25,000
21.452.4870	Equipment	-	5,278	38,887	-	-	-
21.452.4875	Capital Improvements	-	347,341	86,857	20,000	20,862	25,000
	Total Facility Improvements	-	375,656	125,744	20,000	20,862	50,000
<u>Bikeway Projects</u>							
21.453.4255	Engineering	-	-	-	-	-	-
21.453.4875	Capital Improvements	-	-	-	-	-	-
	Total Bikeway Projects	-	-	-	-	-	-
<u>Sidewalk/ROW Improvements</u>							
21.454.4255	Engineering	24,788	17,762	1,898	-	12,000	5,000
21.454.4874	Sidewalk Installation	-	-	-	-	-	-
21.454.4875	Capital Impv - Approach Lighting	-	-	-	-	-	-
21.454.4875	Capital Impv - Pedestrian Crossings	8,295	-	7,700	-	-	-
21.454.4875	Capital Impv - Entryway Signs	-	-	-	145,000	151,000	-
21.454.4875	Capital Impv - Street Signs	-	-	84,134	-	-	-
21.454.4875	Capital Impv - Community Info Sign	-	-	-	-	-	70,000
21.454.4875	Capital Impv - Riverfront Impv	-	-	-	-	-	-
21.454.4875	Capital Impv - Street Poles LED	-	-	-	150,000	-	-
21.454.4875	Capital Impv - Elec Poles Bury	-	-	-	-	-	-
	Total Sidewalk/ROW Impv	33,083	17,762	93,731	295,000	163,000	75,000
<u>Non-Departmental</u>							
21.456.4255	Engineering	4,242	8,266	29,786	5,000	5,000	-
21.456.4781	Sales Tax Conveyance	-	-	-	-	-	-
21.456.4787	Telecomm Tax Adj	21,386	-	-	-	-	-
21.456.4870	Equipment	-	-	-	-	-	-
21.456.4875	Capital Improvements	-	3,919	4,057	89,000	50,000	-
21.456.4879	Public Improvements	-	-	-	115,000	8,000	50,000
	Total Non-Departmental	25,628	12,185	33,843	209,000	63,000	50,000
Total Expenditures		1,981,870	2,686,265	2,837,348	2,999,000	1,501,862	1,824,000
Revenues Over/(Under) Expenditures		1,045,234	(385,685)	(437,662)	(940,000)	443,593	3,000
Ending Fund Balance					1,034,047	2,417,640	2,420,640

**Village of North Aurora
FY 2017-18 Budget**

Department: *Capital Projects Fund*

Account #	Account Name/Description	Detail Amount	FY 2017-18 Budget
21.450.4255	Engineering Annual Road Program		
	Engineering Services / Analysis & Assessment	25,000	
	Resident Engineering Annual Road Program 2017	65,000	
	Design/Bid Engineering Annual Road Program 2018	100,000	
	Resident Airport Ice Cream and Alder Airport	25,000	
			<u>\$ 215,000</u>
21.450.4875	Capital Road Improvements		
	2017 Road Program Improvements	1,394,000	
	Patching	40,000	
			<u>\$ 1,434,000</u>
21.452.4501	Contractual Services		
	Analysis of Space/Storage/Facility Needs PW	25,000	
			<u>\$ 25,000</u>
21.452.4875	Village Facility Improvements - Capital Improvements		
	HVAC Improvements Village Hall	25,000	
			<u>\$ 25,000</u>
21.454.4875	Sidewalk/ROW Improvements		
	Street Light Conversion to LED	-	
	Community Information Sign	70,000	
			<u>\$ 70,000</u>
21.456.4879	Non-Departmental Projects - Public Improvements		
	Other Public Improvements	50,000	
			<u>\$ 50,000</u>

**VILLAGE OF NORTH AURORA
FY 2017-18 BUDGET
LIBRARY DEBT SERVICE FUND**

Description

This fund was initially established to account for the bond proceeds and construction costs for the Messenger Public Library. The Village issued \$5,950,000 of general obligation bonds on October 1, 2001 to fund the construction costs of the new Library after the referendum approving the bond issuance was approved by voters on April 3, 2001. During FY 2009-10, the Village refunded the remaining bonds at a lower interest rate. Due to the unique relationship between the Village and the Messenger Public Library, the Village levies property taxes on behalf of the Library to repay the debt obligation. The Library facility, located at 113 Oak Street near Route 31, opened on February 3, 2003.

The Village must continue to budget for the repayment of the debt service on the bonds until the final debt payment is made on January 1, 2021. The only financial activity in this fund will be the property tax revenues levied for the debt service payments and the expenditures for the principal and interest

payments. The Finance Department is responsible for ensuring that the debt service payments are made when due.



**Village of North Aurora
FY 2017-2018 Budget**

Library Debt Service Fund

		2013-2014 <u>Actual</u>	2014-2015 <u>Actual</u>	2015-2016 <u>Actual</u>	2016-2017 <u>Budget</u>	2016-2017 <u>Projected</u>	2017-2018 <u>Budget</u>
Beginning Fund Balance					101,364	101,364	106,888
<u>Revenues</u>							
<u>Taxes</u>							
31.305.3010	Property Tax	507,555	517,158	523,830	531,000	531,000	539,719
	Total Taxes	507,555	517,158	523,830	531,000	531,000	539,719
<u>Investments</u>							
31.370.3750	Interest on Investments	591	588	339	700	1,000	1,200
	Total Investments	591	588	339	700	1,000	1,200
<u>Miscellaneous</u>							
31.385.3880	Bond Proceeds	-	-	-	-	-	-
31.385.3884	Premium on Bonds	-	-	-	-	-	-
	Total Miscellaneous	-	-	-	-	-	-
	Total Revenues	508,147	517,746	524,169	531,700	532,000	540,919
<u>Expenditures</u>							
<u>Administration</u>							
31.430.4705	Bond Issuance Costs	-	-	-	-	-	-
31.430.4705	Debt Service - Principal	380,000	400,000	420,000	440,000	440,000	465,000
31.430.4706	Debt Service - Interest	124,025	113,575	100,575	85,876	85,876	69,376
31.430.4708	Escrowee Payment	-	-	-	-	-	-
31.430.4709	Fiscal Agent Fees	515	515	475	550	550	550
31.430.4799	Miscellaneous	50	25	30	50	50	50
31.430.4940	Escrowee Payment Under	-	-	-	-	-	-
	Total Administration	504,590	514,115	521,080	526,476	526,476	534,976
	Total Expenditures	504,590	514,115	521,080	526,476	526,476	534,976
Revenues Over/(Under) Expenditures		3,557	3,631	3,089	5,224	5,524	5,943
Ending Fund Balance					106,588	106,888	112,831

**Village of North Aurora
FY 2017-18 Budget**

Department: Library Debt Service Fund

Account #	Account Name/Description	Detail Amount	FY 2017-18 Budget
31.430.4705	Debt Service - Principal		
	General Obligation Ref Series 2009 (Due 1/1)	465,000	
			<u>\$ 465,000</u>
31.430.4706	Debt Service - Interest		
	General Obligation Ref Series 2009 (Due 7/1)	34,688	
	General Obligation Ref Series 2009 (Due 1/1)	34,688	
			<u>\$ 69,376</u>
31.430.4709	Fiscal Agent Fees		
	General Obligation Ref Series 2009	550	
			<u>\$ 550</u>
31.430.4799	Miscellaneous		
	Bank Wire Fees	100	
			<u>\$ 100</u>

**VILLAGE OF NORTH AURORA
FY 2017-18 BUDGET
POLICE STATION DEBT SERVICE FUND**

Description

This fund was established January, 2009 to account for the future principal and interest payments related to the \$9,000,000 General Obligation Alternate Revenue Source, Series 2008 bond issuance for partial funding of the construction of the new Village police station at Route 31/Airport Road. The Village issued the bonds on December 15, 2008. The Village pledged sales tax revenues for bond repayment. Per the bond covenants, the Village must transfer sales tax revenue monthly from the General Fund to the Police Station Debt Service Fund for annual principal and interest payments on the bonds.

Interest is due July 1 and January 1 and principal is due January 1. Final principal payment is due January 1, 2029. In the fall of 2014 the Village conducted a competitive sale and completed an advanced refunding of the 2008 alternate bonds, realizing substantial savings off the remaining outstanding bonds.



**Village of North Aurora
FY 2017-2018 Budget**

Police Station Debt Service Fund

		2013-2014	2014-2015	2015-2016	2016-2017	2016-2017	2017-2018
		<u>Actual</u>	<u>Actual</u>	<u>Actual</u>	<u>Budget</u>	<u>Projected</u>	<u>Budget</u>
Beginning Fund Balance					261,456	261,456	260,725
<u>Revenues</u>							
<u>Taxes</u>							
32.305.3010	Property Taxes	-	-	-	-	-	-
	Total Taxes	-	-	-	-	-	-
<u>Investments</u>							
32.370.3750	Interest on Investments	234	482	622	300	1,500	2,000
	Total Investments	234	482	622	300	1,500	2,000
<u>Miscellaneous</u>							
32.385.3880	Bond Proceeds	-	6,885,000	-	-	-	-
32.385.3884	Premium on Bonds	-	256,582	-	-	-	-
	Total Misc	-	7,141,582	-	-	-	-
<u>Transfers</u>							
32.395.3955	Transfer from General Fund	689,066	690,706	595,625	624,834	624,834	622,875
	Total Transfers	689,066	690,706	595,625	624,834	624,834	622,875
	Total Revenues	689,299	7,832,769	596,247	625,134	626,334	624,875
<u>Expenditures</u>							
<u>Administration</u>							
32.430.4263	Bond Issuance Costs	-	116,136	-	-	-	-
32.430.4705	Debt Service - Principal	345,000	360,000	430,000	450,000	450,000	455,000
32.430.4706	Debt Service - Interest	343,206	203,289	192,600	176,500	176,500	167,500
32.430.4708	Escrowee Payment - Village	-	195,738	-	-	-	-
32.430.4709	Fiscal Agent Fees	515	2,965	515	600	475	600
32.430.4799	Miscellaneous	50	40	90	100	90	100
32.430.4940	Payment to Escrowee	-	6,952,658	-	-	-	-
	Total Administration	688,771	7,830,827	623,205	627,200	627,065	623,200
	Total Expenditures	688,771	7,830,827	623,205	627,200	627,065	623,200
Revenues Over/(Under) Expenditures		528	1,942	(26,957)	(2,066)	(731)	1,675
Ending Fund Balance					259,390	260,725	262,400

**Village of North Aurora
FY 2017-18 Budget**

Department: Police Station Debt Service Fund

Account #	Account Name/Description	Detail Amount	FY 2017-18 Budget
32.430.4705	Debt Service - Principal		
	GO Alt. Rev Source Series 2014 (Due 1/1)	455,000	
			<u><u>\$ 455,000</u></u>
32.430.4706	Debt Service - Interest		
	GO Alt. Rev Source Series 2014 (Due 7/1)	83,750	
	GO Alt. Rev Source Series 2014 (Due 1/1)	83,750	
			<u><u>\$ 167,500</u></u>
32.430.4709	Fiscal Agent Fees		
	GO Alt. Rev Source Series 2014	600	
			<u><u>\$ 600</u></u>
32.430.4799	Miscellaneous		
	Bank Wire Fees	100	
			<u><u>\$ 100</u></u>

Village of North Aurora FY 2017-18 Budget Waterworks Fund

Description

This fund accounts for the activities related to the provision of water to North Aurora customers. Operations related to the Water Division of the Public Works Department are accounted for in this Fund as well as the staffing, water billing, collection and customer service activities of the Finance Department. The Water Division works to maintain and improve water service infrastructure



while simultaneously planning for future water demand. The Water Division also assists the Finance Department with water billing issues and coordination of meter readings, finals, etc. North Aurora's water supply is currently derived from five deep wells (#3, #4, #5, #6, #7) and travels through a 93 mile network of distribution water main after it has been treated for excess radium at the two treatment facilities.

The water system also includes two 500,000 gallon elevated storage tanks (1 active) and one 1,000,000 gallon elevated storage tank. The Water Division maintains this infrastructure along with 1,100 fire hydrants, 1,929 valves, approximately 5,925 service connections and water meters.

Within the last eleven (11) years, the Village completed several major enhancements to both the water supply and water quality with the construction of an additional deep well (well #7) and two water treatment facilities which remove excess radium from the Village's deep well water.

The Village regularly conducts an analysis to determine if Water fund revenues are sufficient to meet short and long-term operating, capital and debt service expenditures. Effective August, 2010, the base, bi-monthly water rate was increased from \$10.90 to \$16.00 for the 1st 3,000 gallons used and the water rate increased from \$3.41 per 1,000 gallons to \$3.55 per 1,000 gallons. Annual analysis of the water fund's ability to adequately fund operating costs, water main replacement and other capital improvements will impact the need for consideration of future rate increases (*west-side water treatment plant above*).



FY 2016-17 Significant Accomplishments

- Emergency Interconnect with Aurora completed.

- Completed funding through a general obligation alternate bond issuance in the amount of \$5.8 million for the issuance of to construct Well 8, Well 9, 750,000 gallon elevated water tower design and construction as well as watermain replacement projects
- Completed MIU replacement upgrade for meter reading system.
- Completed the watermain replacement project on Replaced Cherrytree
- Performed maintenance and painting of east-side Orchard Gateway Water Tower

FY 2017-18 Goals and Objectives

- Complete the design and initiate the construction of two new deep water wells (Well #8 and Well #9) with the goal of having both new wells operational and in distribution through the treatment plants by the end of the year ***Strategic Goal Category: Infrastructure***
- Complete the design and begin the construction of the new 750,000 gallon water tower in the central part of the Village ***Strategic Goal Category: Infrastructure***
- Continue replacement of machinery and equipment upgrades at the two water treatment facilities ***Strategic Goal Category: Infrastructure***
- Continue to change out approximately 500 remaining MIU remote readers to complete the MIU change out program.
- Begin engineering plans for Phase I of the Route 31 water main replacement project (Sullivan Rd. to I-88). ***Strategic Goal Category: Infrastructure***
- Complete final phase (3) of the Smoke Tree water main project to include 700 feet of water main along Route 31. ***Strategic Goal Category: Rt. 31***
- Continue to provide training to water laborers in an effort to perform in house repairs and maintenance.
- Complete the annual leak detection survey on the water distribution system.
- Utilize a GIS (Geographic Information System) and GPS (Global Positioning System) equipment to create accurate water system utility atlases. ***Strategic Goal Category: Core Services***

Performance Measurers/Statistics

	Actual	Actual	Actual	Projected	Estimated
	<u>2013-14</u>	<u>2014-15</u>	<u>2015-16</u>	<u>2016-17</u>	<u>2017-2018</u>
Average Daily Demand	1.8MGD	1.7 MGD	1.9 MGD	1.9 MGD	1.9 MGD
Peak Day Demand	3.75 MGD	3.22 MGD	3.70 MGD	3.70 MGD	3.70 MGD
Service Connections	5911	5956	6200	6400	6600
Finals Requested	604	645	750	800	600
New Accounts Begun (Includes Move In/Outs)	748	690	800	850	840
MIU Installs (New)	144	45	50	50	175
MIU Installs (Replace)	2000	1012	1250	950	100

	Actual	Actual	Actual	Projected	Estimated
	<u>2013-14</u>	<u>2014-15</u>	<u>2015-16</u>	<u>2016-17</u>	<u>2017-2018</u>
Monthly Bacteriological Samples Taken	288	288	288	288	288
Number of positive total coli form findings	0	0	0	0	0
Number of Radium Removal Treatment Plants	2	2	2	2	2
Number of Deep Wells	5	5	5	5	7
Number of certified operators	5	5	7	7	7
Average Percent of Late Bills to Total Bills	16.0%	15.0%	15.0%	14.0%	15%
Percent of Customers on Autopay	9.5%	9.3%	9.0%	10.0%	10.0%
Shut-offs for non-payment (Fox Metro)	50	66	75	81	85
Percent Customers Signed Up for On-Line Billing Access and Payment	2.0%	12%	23%	31%	34%

**Village of North Aurora
FY 2017-2018 Budget**

Waterworks Fund

		2013-2014 Actual	2014-2015 Actual	2015-2016 Actual	2016-2017 Budget	2016-2017 Projected	2017-2018 Budget
Beginning Unrestricted Net Position (CA-CL)					2,455,179	2,455,179	7,551,213
<u>Revenues</u>							
<u>Licenses and Permits</u>							
60.310.3160	Building Permits - Water Usage	4,623	1,474	3,350	1,500	1,500	1,500
	Total Licenses and Permits	4,623	1,474	3,350	1,500	1,500	1,500
<u>Charges for Services</u>							
60.320.3340	Water Collections	2,343,337	2,270,776	2,276,431	2,210,000	2,290,000	2,320,000
60.320.3341	Meter Sales	43,294	16,721	75,710	20,000	12,000	20,000
60.320.3342	Water Permits/Connections Fees	213,079	74,365	288,779	75,000	35,000	75,000
60.320.3343	Water Impact Fee	8,647	288	-	500	500	500
	Total Charges for Services	2,608,357	2,362,150	2,640,920	2,305,500	2,337,500	2,415,500
<u>Rent</u>							
60.325.3225	Tower Rent	135,792	154,807	168,970	184,000	190,000	197,000
	Total Rent	135,792	154,807	168,970	184,000	190,000	197,000
<u>Fines and Forfeits</u>							
60.335.3415	Water Recapture Fee	-	-	14,300	-	-	-
	Total Fines and Forfeits	-	-	14,300	-	-	-
<u>Investments</u>							
60.370.3750	Interest on Investments	6,777	7,087	1,375	12,000	18,000	70,000
60.370.3755	IMET Market Value Gain/Loss	-	-	-	-	-	-
	Total Investments	6,777	7,087	1,375	12,000	18,000	70,000
<u>Miscellaneous</u>							
60.385.3825	Meter Reads	17,762	17,982	18,007	18,000	18,000	18,500
60.385.3826	Hydrant Meter Rental	1,075	1,075	775	1,500	1,500	1,500
60.385.3827	Reimb Turn On/Off Fees	5,075	7,100	9,775	7,000	9,000	9,500
60.385.3855	Grants - Capital	-	201,346	10,597	-	-	-
60.385.3864	Insurance Claim Reimbursements	-	1,124	147,741	-	-	-
60.385.3868	Capacity Curtailment Payments	-	-	7,444	700	7,639	-
60.385.3875	Sale of Equipment/Assets	-	1,155	-	-	1,300	-
60.385.3880	Bond Proceeds & Premium	-	-	-	-	5,800,000	-
60.385.3890	Miscellaneous	4,133	7,934	2,275	5,000	3,000	5,000
60.385.3889	Capital Project Fees	-	-	-	-	-	-
	Total Miscellaneous	28,044	237,716	196,614	32,200	5,840,439	34,500
	Total Revenues	2,783,593	2,763,234	3,025,530	2,535,200	8,387,439	2,718,500
<u>Expenditures</u>							
<u>Water</u>							
60.445.4020	Salaries - Regular	263,384	282,052	319,650	340,582	325,000	338,723
60.445.4050	Salaries - Overtime	29,944	18,846	13,180	21,000	23,000	18,000
60.445.4070	On Call Pay	6,131	5,157	5,650	7,000	9,000	10,000
60.445.4110	FICA Social Security & Medicare	22,769	22,959	24,899	28,197	25,000	28,055
60.445.4120	IMRF	36,742	35,252	38,615	46,612	43,000	44,390
60.445.4130	Health Insurance	44,878	46,106	54,430	88,480	70,000	92,410
60.445.4135	Life Insurance	249	252	245	226	226	226
60.445.4136	Dental Insurance	-	-	361	1,050	800	2,359
60.445.4150	Unemployment Tax	650	650	650	-	-	-
60.445.4160	Uniform Allowance	572	288	1,919	1,650	2,300	1,650
60.445.4255	Engineering	33,762	12,061	29,276	75,000	50,000	25,000

**Village of North Aurora
FY 2017-2018 Budget**

Waterworks Fund

		2013-2014	2014-2015	2015-2016	2016-2017	2016-2017	2017-2018
		<u>Actual</u>	<u>Actual</u>	<u>Actual</u>	<u>Budget</u>	<u>Projected</u>	<u>Budget</u>
60.445.4260	Legal	446	616	443	5,000	2,000	5,000
60.445.4263	Bond Issuance Costs	-	-	-	-	120,000	-
60.445.4370	Conferences and Travel	507	1,189	550	2,100	500	1,750
60.445.4380	Training	70	1,476	441	2,300	2,000	2,700
60.445.4390	Dues and Meetings	940	1,072	1,325	1,900	1,500	1,625
60.445.4411	Office Expenses	3,373	2,564	2,961	2,600	3,600	3,500
60.445.4437	Chlorine and Chemicals	42,902	22,846	27,281	38,000	25,000	33,000
60.445.4438	Salt - Treatment	9,170	7,135	12,132	11,150	11,150	12,500
60.445.4440	Gas and Oil	10,942	12,776	7,980	12,500	12,500	11,000
60.445.4480	New Meters Repair/Replacements	158,103	117,130	61,352	83,800	83,800	89,300
60.445.4505	Postage	18,021	19,447	20,536	19,200	19,200	21,200
60.445.4506	Publishing/Recording	1,549	709	758	1,500	1,500	1,500
60.445.4507	Printing	16,605	17,674	18,773	18,800	18,800	20,425
60.445.4510	Equipment/IT Maintenance	10,763	15,905	13,272	23,250	23,250	20,950
60.445.4511	Vehicle Repair and Maint	6,629	2,956	4,387	6,000	6,000	6,000
60.445.4560	Water Studies	3,001	10,840	8,774	10,500	10,500	10,500
60.445.4562	Water Testing	9,494	6,021	5,005	8,750	6,000	15,850
60.445.4563	Fire Hydrant Repair/Maintenance	177	13,420	2,254	13,500	16,000	15,500
60.445.4565	Water Well Repair/Maintenance	2,326	2,048	4,535	25,000	20,000	21,000
60.445.4567	Treatment Plant Repair/Maint.	26,337	43,130	34,428	61,300	30,000	151,600
60.445.4568	Watermain Repair/Replacement	38,094	42,803	22,826	43,200	50,000	65,700
60.445.4569	Water Tower Repair/Maint.	142,567	66,439	6,320	284,200	284,200	11,700
60.445.4581	Banking Fees	11,089	11,532	19,750	27,000	23,000	28,000
60.445.4585	Collection Fee	-	-	-	100	100	100
60.445.4651	Telephone	3,777	3,941	3,893	4,000	4,000	4,000
60.445.4652	Communications	6,999	7,885	9,516	10,825	10,825	14,125
60.445.4662	Utility	274,775	281,862	315,396	325,000	325,000	340,000
60.445.4705	Debt Principal Payment	459,915	476,956	494,476	517,560	517,560	461,252
60.445.4706	Debt Interest Payment	77,650	62,836	47,164	30,575	30,575	151,160
60.445.4709	Fiscal Agent Fee	515	475	317	535	535	550
60.445.4755	Rent Paid	25,000	25,000	25,000	25,000	25,000	35,000
60.445.4788	Administrative Fee	136,000	136,000	136,000	136,000	136,000	143,000
60.445.4799	Misc. Expenditures	9,162	9,490	11,647	8,200	8,200	8,500
60.445.4870	Equipment	8,237	5,402	21,422	183,100	30,000	32,000
60.445.4931	Vehicle Equipment Fund Charges	19,300	13,078	13,078	9,784	9,784	10,785
60.445.4944	Liability Insurance	25,000	25,000	25,000	25,000	25,000	35,000
	Total Water Operating	1,998,514	1,891,276	1,867,864	2,587,026	2,441,405	2,346,585
<u>Annual Watermain Replacement</u>							
60.460.4255	Engineering	53,657	116,522	32,776	75,000	65,000	30,000
60.460.4875	Capital Improvements	148,392	1,247,947	306,656	376,000	465,000	-
	Total Watermain Repl	202,049	1,364,469	339,433	451,000	530,000	30,000
<u>Well #3</u>							
60.461.4255	Engineering	-	-	-	-	-	-
60.461.4875	Capital Improvements	-	-	147,741	-	-	-
	Total Well #3	-	-	147,741	-	-	-
<u>Well #4</u>							
60.462.4255	Engineering	-	-	-	-	-	-
60.462.4875	Capital Improvements	-	-	-	-	-	-
	Total Well #4	-	-	-	-	-	-
<u>Well #5</u>							
60.463.4255	Engineering	-	-	-	-	-	-
60.463.4875	Capital Improvements	-	-	-	-	-	-
	Total Well #5	-	-	-	-	-	-

**Village of North Aurora
FY 2017-2018 Budget**

Waterworks Fund

		<u>2013-2014</u> <u>Actual</u>	<u>2014-2015</u> <u>Actual</u>	<u>2015-2016</u> <u>Actual</u>	<u>2016-2017</u> <u>Budget</u>	<u>2016-2017</u> <u>Projected</u>	<u>2017-2018</u> <u>Budget</u>
Well #6							
60.464.4255	Engineering	-	-	-	-	-	-
60.464.4875	Capital Improvements	-	-	-	-	-	-
	Total Well #6	-	-	-	-	-	-
Well #7							
60.465.4255	Engineering	-	-	456	-	-	-
60.465.4280	Professional/Consulting Fees	-	-	-	-	-	-
60.465.4875	Capital Improvements	-	-	154,184	-	-	-
	Total Well #7	-	-	154,640	-	-	-
Water Treatment Plant - West							
60.466.4255	Engineering	-	-	-	-	-	-
60.466.4875	Capital Improvements	-	-	-	-	-	240,000
	Total Treatment Plant West	-	-	-	-	-	240,000
Water Treatment Plant - East							
60.467.4255	Engineering	-	-	-	-	-	-
60.467.4875	Capital Improvements	-	-	-	-	160,000	-
	Total Treatment Plant East	-	-	-	-	160,000	-
Water System Improvements							
60.469.4255	Engineering	-	-	-	-	-	-
60.469.4875	Capital Improvements	-	-	-	-	-	-
	Total Water System Impv	-	-	-	-	-	-
Well #8							
60.470.4255	Engineering	-	-	-	-	80,000	80,000
60.470.4875	Capital Improvements	-	-	-	-	-	2,175,000
	Total Well #8	-	-	-	-	80,000	2,255,000
Well #9							
60.471.4255	Engineering	-	-	-	-	60,000	80,000
60.471.4875	Capital Improvements	-	-	-	-	-	2,175,000
	Total Well #9	-	-	-	-	60,000	2,255,000
Central Water Tower							
60.472.4255	Engineering	-	-	-	-	20,000	92,800
60.472.4875	Capital Improvements	-	-	-	-	-	500,000
	Total Central Water Tower	-	-	-	-	20,000	592,800
Total Capital Project Exp:		202,049	1,364,469	641,813	451,000	850,000	5,372,800
TOTAL EXPENDITURES		2,200,564	3,255,745	2,509,678	3,038,026	3,291,405	7,719,385
Revenues Over/(Under) Expenditures		583,029	(492,511)	515,852	(502,826)	5,096,034	(5,000,885)
Ending Unrestricted Net Position				2,455,179	1,952,353	7,551,213	2,550,328

**Village of North Aurora
FY 2017-18 Budget**

Department: Waterworks

Account #	Account Name/Description	Detail Amount	FY 2017-18 Budget
60.445.4255	Engineering Miscellaneous Engineering Services	25,000	<u>\$ 25,000</u>
60.445.4260	Legal Miscellaneous Legal Services/Labor	5,000	<u>\$ 5,000</u>
60.445.4370	Conferences and Travel Milage Reimbursment Conference ILAWWA (2) IPWSOA (2) Travel for training	250 1,200 300	<u>\$ 1,750</u>
60.445.4380	Training WO Cert's, AWWA, APWA, IPWSOA Scada/Telepace II Training (SWO) Misc Local 150 Training	700 1,000 1,000	<u>\$ 2,700</u>
60.445.4390	Dues and Meetings American Water Works Assoc - Due & Mtg American Public Works Assoc - Due & Mtg Kane County Water Assoc - Dues & Mtgs IL Potable Water Supply Operators Assoc IL. Rural Water Association Misc.	400 325 500 200 - 200	<u>\$ 1,625</u>
60.445.4411	Office Expenses Office Supplies Copier Contract	3,000 500	<u>\$ 3,500</u>
60.445.4437	Chlorine and Chemicals - Treatment HMO chemicals for water treatment	33,000	<u>\$ 33,000</u>
60.445.4438	Salt - Treatment Salt for brine/disinfection of water (MIOX) Well 3 Softener	12,500 -	<u>\$ 12,500</u>
60.445.4440	Gas and Oil Gas and Oil used by Water Dept vehicles	11,000	<u>\$ 11,000</u>
60.445.4480	New Meters Repairs & Replacement Residential & Commercial Meters (New Const) Residential & Commercial Meters Backflow Devices & Rebuild Kits R900's MIU's Radio Read V4's (NC) Remote Meter Wire Fox Metro Inspection	11,000 25,000 14,000 13,000 600 700	

**Village of North Aurora
FY 2017-18 Budget**

Department: Waterworks

Account #	Account Name/Description	Detail Amount	FY 2017-18 Budget
	Large Meter Testing & Repair	4,000	
	Well Meter Replacement	10,000	
	MISC. Expenses	5,000	
	R900 MIU's Radio Read V4's	6,000	
			<u><u>\$ 89,300</u></u>
60.445.4505	Postage		
	Water Bills Postage	19,000	
	Annual Water Quality Report	1,200	
	Postage Meter Rental/Postage	1,000	
			<u><u>\$ 21,200</u></u>
60.445.4506	Publishing/Recording		
	Filing Liens	1,200	
	Misc. Notices	300	
			<u><u>\$ 1,500</u></u>
60.445.4507	Printing		
	Water Bill Printing/Mailing	18,000	
	Letterhead/Envelopes/Forms	500	
	Annual Water Quality Report	1,925	
			<u><u>\$ 20,425</u></u>
60.445.4510	Equipment Repair & Maintenance		
	Springbrook UB Software Maint Agreement	5,500	
	Sprinbrook Credit Card Portal Transaction Fees	9,600	
	Reading Software/Locator Maintenance	2,000	
	Other Equip Maint/misc tools	3,600	
	MACMMS Annual fee and maintenance	250	
			<u><u>\$ 20,950</u></u>
60.445.4511	Vehicle Repair and Maintenance		
	Truck Tractor Repair & Maintenance	6,000	
			<u><u>\$ 6,000</u></u>
60.445.4560	Water Studies/Programs		
	Valve Exercising	-	
	Leak Locate Services	10,500	
			<u><u>\$ 10,500</u></u>
60.445.4562	Water Testing		
	Water Testing (Somonauk Lab/monthly coliform)	3,100	
	Somonauk Labs / All IEPA monitoring requirements	3,600	
	ATI Environ. Midwest Labs (Radium Samples)	900	
	UPS Charges, Toll Charges, Pick Up Charges	150	
	Misc. sampling / UCMR 4 Sampling	3,100	
	Additional Lead/Copper sampling	5,000	
			<u><u>\$ 15,850</u></u>
60.445.4563	Fire Hydrant Repair/Maintenance		
	Maintenance/Repairs and (2) Replace	12,500	
	Paint and other materials for painting hydrants	3,000	
			<u><u>\$ 15,500</u></u>

**Village of North Aurora
FY 2017-18 Budget**

Department: Waterworks

Account #	Account Name/Description	Detail Amount	FY 2017-18 Budget
60.445.4565	Water Well Repair & Maintenance		
	Contractor	3,000	
	Energenics - Telemetry / SCADA	5,000	
	Electrical Maintenance	5,000	
	Misc. & New VFD Fans	8,000	
	Well #3 Chlorination System Replacement	-	
			\$ 21,000
60.445.4567	Treatment Plant Repair & Maintenance		
	Maintenance and Inspection Generators	6,000	
	New HMO pumps	20,000	
	HMO Pump Hose Replacements/Maint	4,000	
	Filters/Cleaning Supplies/pumps/mixing motors	17,000	
	Misc Repairs and Replacements	11,000	
	Chl. & Hardness Analyzers Reagents/maint.	2,600	
	Chl injection Diaphragm pump maint. (6 rebuild kits)	3,000	
	MIOX Equipment parts/maintenance/new pumps	18,000	
	Fire Alarm Testing/Maint	2,500	
	Pump out and Dispose of B.W. Tank Sludge	50,000	
	Pest control monthly inspections (Anderson)	1,500	
	Replace Mixer Motors (4)	16,000	
			\$ 151,600
60.445.4568	Water Main Repairs & Maintenance		
	Supplies for Repairs/ clamps, copper, fittings	12,000	
	Trenching/work from outside contractors	17,000	
	Crushed Limestone	4,500	
	Asphalt for Road Repairs	2,500	
	Pulverized Dirt/Grass seed for Yd Repairs	2,200	
	Misc.	1,500	
	Water Valve Replacements/Bolt replacements	6,000	
	Spoils haul off and disposal	4,000	
	Valve Box/B-Box repair/replace	6,000	
	Lead service abatement	10,000	
			\$ 65,700
60.445.4569	Water Tower Repairs & Maintenance		
	SCADA improvements	3,000	
	Electrical Maintenance	1,000	
	Misc.	2,500	
	West Water Tower Painting/Rehab	2,200	
	Anti-collision lighting & ladder lighting upgrades	3,000	
			\$ 11,700
60.445.4581	Banking Fees		
	Bank Lockbox and ACH Fees	12,000	
	Credit Card Portal Merchant Fees	16,000	
			\$ 28,000
60.445.4651	Telephone		
	Local Phone Service	4,000	
			\$ 4,000

**Village of North Aurora
FY 2017-18 Budget**

Department: Waterworks

Account #	Account Name/Description	Detail Amount	FY 2017-18 Budget
60.445.4652	Communications		
	Julie Systems Locate Fees	4,200	
	Cell Phone Service	1,800	
	Wireless Card Laptops Monthly Service (1)	525	
	Internet Service for treatment plants	4,300	
	Burglar / Fire Alarm Monitoring	3,300	
			<u><u>\$ 14,125</u></u>
60.445.4662	Utility		
	Electricity Supply and Distribution	340,000	
			<u><u>\$ 340,000</u></u>
60.445.4705	Debt Service - Principal		
	GO ARS 2017 (1/1)	355,000	
	Kane County Loan 2010 (12/15)	106,252	
			<u><u>\$ 461,252</u></u>
60.445.4706	Debt Service - Interest		
	GO ARS 2017 (7/1 & 1/1)	138,302	
	Kane County Loan 2010 (6/15 & 12/15)	12,858	
			<u><u>\$ 151,160</u></u>
60.445.4709	Fiscal Agent Fees		
	GO ARS 2017	550	
			<u><u>\$ 550</u></u>
60.445.4755	Rent Paid		
	Rent Paid Village Hall	35,000	
			<u><u>\$ 35,000</u></u>
60.445.4788	Administrative Fee		
	Transfer to General Fund	143,000	
			<u><u>\$ 143,000</u></u>
60.445.4799	Miscellaneous		
	TIF Incentive Water Reimbursement	7,500	
	Misc Supplies, Meals	1,000	
			<u><u>\$ 8,500</u></u>
60.445.4870	Equipment		
	Misc	6,000	
	SCADA Improvements (General)	4,000	
	New PLC's for Treatment Plants (2)	7,500	
	New HMI Screens for Treatment Plants (2)	7,500	
	New Hardness/Chlorine Analyzers	3,000	
	Treatment Plant Ceiling Fans (ETP)	4,000	
			<u><u>\$ 32,000</u></u>
60.445.4931	Vehicle Equipment Fund Charges		
	Water Transfer	10,785	
			<u><u>\$ 10,785</u></u>

**Village of North Aurora
FY 2017-18 Budget**

Department: Waterworks

Account #	Account Name/Description	Detail Amount	FY 2017-18 Budget
60.445.4944	Liability Insurance Water Fund Share of Insurance Costs	35,000	<u>\$ 35,000</u>
60.460.4255	Engineering Watermain Replacement Engineering Watermain Programs Long-Term Water Infrastructure Planning	30,000 -	<u>\$ 30,000</u>
60.460.4875	Capital Watermain Replacement 2017 Watermain Program (Cherrytree)	-	<u>\$ -</u>
60.466.4875	West Treatment Plant Purchase Install (3) MIOX Sodium Hypo Units	240,000	<u>\$ 240,000</u>
60.470.4255	Well #8 Engineering Engineering	80,000	<u>\$ 80,000</u>
60.470.4875	Well #8 Construction Construction of Well #8	2,175,000	<u>\$ 2,175,000</u>
60.471.4255	Well #9 Engineering Engineering	80,000	<u>\$ 80,000</u>
60.471.4875	Well #9 Construction Construction of Well #9	2,175,000	<u>\$ 2,175,000</u>
60.472.4255	Central Water Tower Engineering Engineering of Central Water Tower	92,800	<u>\$ 92,800</u>
60.472.4875	Central Water Tower Construction Construction of Central Water Tower	500,000	<u>\$ 500,000</u>

**VILLAGE OF NORTH AURORA
FY 2017-18 BUDGET
VEHICLE AND EQUIPMENT FUND**

Description

The Vehicle and Equipment Fund was established in 1998 to accumulate funds from each department for the replacement of vehicles and related equipment. Every year during the budget process the schedule of vehicles for replacement is updated to ensure that accurate vehicle lives and replacement costs are included in the replacement schedule. Each department then transfers their contributions on a monthly basis throughout the year. Planning for the replacement of vehicles in this manner eliminates the financial impact that replacing an expensive vehicle or several vehicles at once will have on a department's operating budget and fund in any given year. Beginning FY 2013-14, this Fund was modified to include the purchase of major equipment, software and other information technology items not related to a vehicle, increasing the scope of long-term planning done and providing financial stability to the Village's operating budgets.



Vehicle and equipment replacement is based on the condition, number of miles/hours of use, maintenance history and projected future maintenance costs as well as an analysis of the type of vehicle replacement that is needed, and if the other options exist for not replacing the vehicle. Projections of new or replacement IT or equipment replacement are also done to ensure funds are available for those purchases in the future. Funds are set aside for items that may be needed in the future, but not currently owned or in operation.

FY 2016-17 Significant Accomplishments

- ✓ Purchased one (1) new Police Interceptor to replace an older vehicle
- ✓ Began the purchase and implementation of new ERP software for the Community Development Department and records management software for the police department



FY 2017-18 Goals and Objectives

Strategic Goal Category: Core Services

- Replace, equip and changeover five (5) police squad vehicles to utility Explorers for \$230,000
- Replace a 5-Yard Public Works Truck for \$150,000
- Replace a Public Works pickup truck and Village hall vehicle for \$48,000
- Purchase other identified equipment and technology to maintain or increase efficiencies and effectiveness

**Village of North Aurora
FY 2017-2018 Budget**

Vehicle and Equipment Fund

		<u>2013-2014 Actual</u>	<u>2014-2015 Actual</u>	<u>2015-2016 Actual</u>	<u>2016-2017 Budget</u>	<u>2016-2017 Projected</u>	<u>2017-2018 Budget</u>
Beginning Unrestricted Net Position					1,585,781	1,585,781	1,721,853
<u>Revenues</u>							
<u>Investments</u>							
71.370.3750	Interest on Investments	6,631	8,139	9,218	16,000	16,000	23,000
71.370.3755	Unrealized Gain/(Loss)	(1,578)	680	4,940	-	-	-
71.370.3755	IMET Market Value Gain/Loss	-	-	-	-	-	-
	Total Investments	5,053	8,819	14,158	16,000	16,000	23,000
<u>Miscellaneous</u>							
71.385.3855	Grants - Capital	-	-	-	-	-	-
71.385.3875	Sale of Equipment	46,775	38,253	-	10,000	4,000	25,000
71.385.3987	Proceeds From PW Escrow	106,059	-	211,475	-	2,500	-
	Miscellaneous	152,834	38,253	211,475	10,000	6,500	25,000
<u>Transfers In</u>							
71.390.3925	Replacement Charges	301,861	389,374	388,602	408,572	408,572	374,130
	Total Transfers In	301,861	389,374	388,602	408,572	408,572	374,130
	Total Revenues	459,749	436,446	614,235	434,572	431,072	422,130
<u>Expenditures</u>							
<u>Administration</u>							
71.430.4510	Equipment Repair and Maintenance	-	-	-	10,000	-	10,000
71.430.4869	Vehicles	240,759	307,568	296,705	45,049	45,000	432,500
71.430.4870	Equipment	71,142	76,335	87,057	303,612	250,000	152,900
	Total Administration	311,901	383,903	383,762	358,661	295,000	595,400
	Total Expenditures	311,901	383,903	383,762	358,661	295,000	595,400
Revenues Over/(Under) Expenditures		147,848	52,543	230,472	75,911	136,072	(173,270)
Ending Unrestricted Net Positoin					1,661,692	1,721,853	1,548,583

**Village of North Aurora
FY 2017-18 Budget**

Department: **Vehicle and Equipment Fund**

Account #	Account Name/Description	Detail Amount	FY 2017-18 Budget
71.430.4869	Vehicles		
	Police Ford Interceptor Utility AWD Vehicle (5) (Replace Squads 64,70,71,75,76 all '13 Caprices Except One)	180,000	
	Additional Costs to Outfit Equipment for Each Police Explorer	50,000	
	Purchase Replacement 5-Yard Truck Public Works (Replace 2004 International Low Pro)	150,000	
	Purchase Pickup Truck Public Works (Replace 2003 Chevy Blazer)	23,000	
	Purchase 2nd Leaf Collection Box for Newer Leaf Vector	-	
	Drive Through Lift at Public Works Garage	4,500	
	Purchase Vehicle for Village Hall Use	25,000	
			\$ 432,500
71.430.4870	Equipment		
	New Police Records Management System (RMS) (C/o)	18,000	
	New Community Dev Permit and License Software (C/O)	25,000	
	Police Security Camera System (Server & Cameras) Replace	55,000	
	Computer/Laptop Replacement	5,000	
	GIS Workstation	1,500	
	ESRI Workstation Software	7,000	
	Replace (6) Police Squad Laptops, Docking Stations + Spare	25,000	
	Police Squad Video Server	12,000	
	Laptop Replacement (3) PW	2,400	
	Fortinet Dual Authentication	2,000	
			\$ 152,900

**VILLAGE OF NORTH AURORA
FY 2017-18 BUDGET
POLICE PENSION TRUST FUND**

DESCRIPTION

The Police Pension Trust Fund accounts for revenues and expenditures associated with the provision of retirement, disability and other pension benefits for sworn police personnel through a single-employer defined benefit pension plan. Benefits provided to sworn police personnel are governed by Illinois State Statutes. The Police Pension Board, which consists of two active pension members, one retired pension member, and two individuals appointed by the Village, is responsible for administering the pension funds, with advice and assistance provided by the Finance Director/Treasurer, who provides accounting and financial reporting services to the Pension Board, facilitates retiree benefits and ensures proper financial reporting.

The Village is responsible for determining, on an annual basis through an actuarial study, the actuarially determined contribution (ADC) that the Village must contribute to the fund in order to provide monies for future pension costs. The annual contribution to be provided by the Village is the amount necessary to provide for the annual requirements of the pension fund plan, and an amount necessary to ensure that the minimum funding goals specified by State statute are met. Effective January 1, 2011 the minimum funding goals were modified by State legislation to be 90% funded by 2040 (previous amortization schedule was 100% by 2033), however, the Village has retained a 100% funding goal as part of its Pension Funding Policy adopted in 2011. The Police Pension Board contracts with an investment manager in order to manage and report on the Pension Fund's investment portfolio, and to monitor the performance of the fund.

FY 2016-17 SIGNIFICANT ACCOMPLISHMENTS

- ✓ Successfully implemented GASB Statement 68 for the Police Pension Fund and the Village, incorporating the new information into the Village's annual financial report
- ✓ Completed annual actuarial valuation with a new actuary and updated assumptions to more accurately reflect the current total pension liability

FY 2017-18 GOALS AND OBJECTIVES

- Review investment allocation in conjunction with investment manager and implement changes if appropriate

PERFORMANCE MEASURES/STATISTICS

	<u>Actual</u> <u>2013-14</u>	<u>Actual</u> <u>2014-15</u>	<u>Actual</u> <u>2015-16</u>	<u>Projected</u> <u>2016-17</u>	<u>Estimated</u> <u>2017-18</u>
Actuarial Value of Assets	12,171,372	13,627,099	14,761,153	15,900,000	17,400,000
Accrued Liability	18,581,570	22,233,707	24,499,572	25,750,000	27,000,000
Funded Ratio	65.50%	61.29%	60.25%	61.7%	64.4%
Investment Return	10.26%	6.10%	-0.05%	6.5%	7.0%
Investment Assumption	7.5%	7.5%	7.0%	7.0%	7.0%
Village Contributions	574,000	830,000	747,000	925,000	956,000
Contributions as % ARC	109.66%	143.10%	125.21%	115.63%	100.00%

**Village of North Aurora
FY 2017-2018 Budget**

Police Pension Trust Fund

		2013-2014	2014-2015	2015-2016	2016-2017	2016-2017	2017-2018
		<u>Actual</u>	<u>Actual</u>	<u>Actual</u>	<u>Budget</u>	<u>Projected</u>	<u>Budget</u>
Beginning Net Position Restricted for Pension Benefits					14,084,700	14,084,700	15,755,038
<u>Additions</u>							
<u>Investments</u>							
80.370.3750	Bank Interest	-	-	-	-	-	-
80.370.3750	Investment Income	235,602	250,287	249,895	350,000	330,000	380,000
80.370.3751	Dividend Income	189,172	289,190	351,756	300,000	350,000	350,000
80.370.3753	Gain/(Loss) on Sale	367,202	826,939	(2,990)	-	550,000	-
80.370.3754	Unrealized Gain/(Loss)	358,855	(572,017)	(584,604)	500,000	-	500,000
80.370.3761	GNMA Interest Payments	117	309	255	300	300	300
80.370.3762	GNMA Market Value Gain/(Loss)	-	-	-	-	-	-
	Total Investment Income	1,150,948	794,707	14,312	1,150,300	1,230,300	1,230,300
<u>Contributions</u>							
80.376.3801	Contributions Officers	224,220	232,046	242,060	252,000	252,000	258,000
80.376.3802	Contributions Village	574,000	830,000	747,000	925,000	925,000	956,000
80.376.3804	Portability Transfer/Buyback/Misc	1,422	-	-	-	-	-
	Total Contributions	799,642	1,062,046	989,060	1,177,000	1,177,000	1,214,000
	Total Additions	1,950,590	1,856,753	1,003,372	2,327,300	2,407,300	2,444,300
<u>Deductions</u>							
<u>Administration</u>							
80.430.4186	Investment Advisor Expenses	19,378	20,898	21,424	25,000	22,400	25,000
80.430.4260	Legal	4,650	3,000	2,600	5,250	3,500	5,000
80.430.4265	Accounting and Audit	-	-	-	-	-	-
80.430.4380	Training	3,388	4,395	1,002	4,400	1,500	4,000
80.430.4390	Dues and Meetings	3,508	2,998	4,323	3,800	4,300	4,400
80.430.4411	Office Expenses	-	85	-	200	200	200
80.430.4581	Banking Services	763	813	812	900	925	925
80.430.4711	Service Pensions	491,579	525,580	600,323	713,732	658,000	784,489
80.430.4712	Disability Pensions	-	-	-	-	-	-
80.430.4713	Surviving Spouse Pensions	42,508	42,508	42,508	42,508	42,508	42,508
80.430.4715	Pension Refunds/Service Transfers	354	-	-	75,000	3,629	75,000
80.430.4799	Misc Expenditures	-	-	-	-	-	-
	Total Deductions	566,128	600,278	672,991	870,790	736,962	941,522
Additions Over/(Under) Deductions		1,384,461	1,256,476	330,381	1,456,510	1,670,338	1,502,778
Ending Net Position Restricted for Pension Benefits					15,541,210	15,755,038	17,257,816

**Village of North Aurora
FY 2017-18 Budget**

Department: **Police Pension Trust Fund**

Account #	Account Name/Description	Detail Amount	FY 2017-18 Budget
80.430.4186	Investment Advisor Expense		
	Quarterly Mgmt Fees	25,000	
			<u>\$ 25,000</u>
80.430.4260	Legal		
	Legal Expenses	5,000	
			<u>\$ 5,000</u>
80.430.4380	Training		
	Continuing Training, Conferences, etc.	4,000	
			<u>\$ 4,000</u>
80.430.4390	Dues and Meetings		
	IPPFA, Other Association	1,000	
	Compliance Fee	2,900	
	Other Meeting Expenses	500	
			<u>\$ 4,400</u>
80.430.4411	Office Expenses		
	Office Supplies	200	
			<u>\$ 200</u>
80.430.4581	Banking Services/Fees		
	Pension Payroll, ACH and Bank Charges	925	
			<u>\$ 925</u>
80.430.4711	Service Pensions		
	Current Service Pensions	684,489	
	Contingency for New Pensions	100,000	
			<u>\$ 784,489</u>
80.430.4712	Disability Pensions		
	Duty and Non Duty Disability	-	
			<u>\$ -</u>
80.430.4713	Surviving Spouse Pensions		
	Surviving Spouse Pensions	42,508	
			<u>\$ 42,508</u>
80.430.4715	Pension Refunds/Transfers		
	Refunds for Terms or Portability Transfers	75,000	
			<u>\$ 75,000</u>

Village of North Aurora
Salary Schedule and Authorized Staffing
FY 2017-18

	<u>Step 1</u>	<u>Step 2</u>	<u>Step 3</u>	<u>Step 4</u>	<u>Step 5</u>	<u>Step 6</u>	<u>Step 7</u>	<u>Step 8</u>	<u>Step 9</u>	<u>Step 10</u>	<u>Authorized FT</u>	<u>Authorized PT</u>
<u>Non-Union Positions</u>												
Administrative Intern 2080 Hourly	31,221 15.01	32,448 15.60	33,696 16.20	35,006 16.83	36,358 17.48	37,773 18.16	39,312 18.90	40,934 19.68	42,598 20.48	44,366 21.33	0	1
Custodian 2080 Hourly	33,322 16.02	34,611 16.64	35,942 17.28	37,336 17.95	38,792 18.65	40,352 19.40	41,995 20.19	43,701 21.01	45,490 21.87	47,362 22.77	1	0
Customer Service Specialist 2080 Hourly	38,438 18.48	39,957 19.21	41,517 19.96	43,139 20.74	44,824 21.55	46,571 22.39	48,485 23.31	50,461 24.26	52,541 25.26	54,704 26.30	1	0
Fiscal/AP Specialist Building & Zoning Specialist Police Records Specialist Fiscal/Utility Billing Specialist 2080 Hourly	42,494 20.43	44,138 21.22	45,885 22.06	47,674 22.92	49,525 23.81	51,480 24.75	53,581 25.76	55,765 26.81	58,053 27.91	60,424 29.05	0 1 2 1	1 0 1 0
Executive Assistant/DVC 2080 Hourly	53,186 25.57	55,286 26.58	57,450 27.62	59,675 28.69	61,984 29.80	64,418 30.97	67,059 32.24	69,826 33.57	72,675 34.94	75,650 36.37	1	0
Code Enforcement Officer 2080 Hourly	53,934 25.93	56,056 26.95	58,219 27.99	60,507 29.09	62,837 30.21	65,291 31.39	67,974 32.68	70,782 34.03	73,653 35.41	76,690 36.87	1	1
Chief Building Inspector Information Technology Analyst Accounting and Finance Coord. 2080 Hourly	67,226 32.32	69,846 33.58	72,592 34.90	75,400 36.25	78,354 37.67	81,411 39.14	84,739 40.74	88,213 42.41	91,811 44.14	95,576 45.95	1 1 1	0 0 0
Streets Superintendent Water Superintendent 2080 Hourly	82,160 39.50	84,989 40.86	88,296 42.45	91,728 44.10	95,306 45.82	99,029 47.61	103,085 49.56	107,307 51.59	111,696 53.70	116,314 55.92	1 1	0 0
Deputy Chief 2080 Hourly	92,477 44.46	96,096 46.20	99,819 47.99	103,709 49.86	107,786 51.82	111,987 53.84	116,563 56.04	121,326 58.33	126,318 60.73	131,498 63.22	2	0

Does not include additional pay rates for licenses or stipends.
Rates listed for union positions are current.

Village of North Aurora
Salary Schedule and Authorized Staffing
FY 2017-18

	<u>Step 1</u>	<u>Step 2</u>	<u>Step 3</u>	<u>Step 4</u>	<u>Step 5</u>	<u>Step 6</u>	<u>Step 7</u>	<u>Step 8</u>	<u>Step 9</u>	<u>Step 10</u>	<u>Authorized</u> <u>FT</u>	<u>PT</u>
Community Development Director	97,947	101,275	105,227	109,325	113,589	118,019	122,866	127,878	133,120	138,570	1	0
Finance Director											1	0
Public Works Director											1	0
2080 Hourly	47.09	48.69	50.59	52.56	54.61	56.74	59.07	61.48	64.00	66.62		
Police Chief	106,725	110,365	114,650	119,122	123,760	128,586	133,869	139,360	145,080	151,008	1	0
2080 Hourly	51.31	53.06	55.12	57.27	59.50	61.82	64.36	67.00	69.75	72.60		
Village Administrator	No Established Salary Range										1	0
<u>Union Positions</u>												
<u>Local 150 Union</u>												
Street Laborer	45,947	48,027	50,336	52,853	55,536	58,178	60,861	63,856	N/A	N/A	6	0
Water Laborer											2	0
2080 Hourly	22.09	23.09	24.20	25.41	26.70	27.97	29.26	30.70				
Public Works Foreman	58,053	60,341	62,650	65,062	67,642	70,762	74,027	77,397	N/A	N/A	0	0
Sr. Water Operator											1	0
2080 Hourly	27.91	29.01	30.12	31.28	32.52	34.02	35.59	37.21				
<u>FOP Union</u>												
Police Sergeant	81,660	84,848	88,168	91,641	95,157	98,870	102,954	107,169	111,581	N/A	5	0
2184 Hourly	37.39	38.85	40.37	41.96	43.57	45.27	47.14	49.07	51.09			
<u>MAP Union</u>												
Police Officer	61,108	63,904	66,940	70,281	73,797	77,314	80,808	84,848	N/A	N/A	21	0
2184 Hourly	27.98	29.26	30.65	32.18	33.79	35.40	37.00	38.85				
<u>Seasonal Employees</u>										Total:	55	4
Crossing Guard (Per Day)	49.29	N/A	N/A	N/A	N/A	N/A	N/A	N/A	N/A	N/A	Varies	
Jailer (Per Hour)	16.90	17.70	18.53	19.45	20.44	21.41	22.37	23.51	N/A	N/A	Varies	
Seasonal Labor	12.00-18.00	N/A	N/A	N/A	N/A	N/A	N/A	N/A	N/A	N/A	Varies	

Does not include additional pay rates for licenses or stipends.
Rates listed for union positions are current.

Village of North Aurora Early History

Originally known as Schneider's Crossing, North Aurora began with the arrival of two adventurous brothers who decided that their search was over when they reached this particular place. John Peter and Nicholas Schneider left their home near Frankfurt on-the-Rhine to set off on a great adventure. They secured passage on a ship to America, and reached Philadelphia, Pennsylvania, in 1824. The brothers found work as carpenters and millwrights.

In 1832, John Peter and his family traveled westward via rivers and Lake Michigan to the state of Michigan. They took up their journey again in 1833, and got as far west as what is now called Naperville. Nicholas joined his brother shortly thereafter, and they built a sawmill at the mouth of Blackberry Creek near Yorkville. Nicholas remained on the property, but John continued on into the Fox River Valley, settling with his family on the east side of the river on a hill near the site of the present Village Hall. In 1837, a dam was constructed to provide power to the mill John Peter had built. The commercial activity surrounding the mill attracted more families to the area. By the turn of the 19th century approximately 300 people lived in town. In 1905, North Aurora was incorporated as a village.

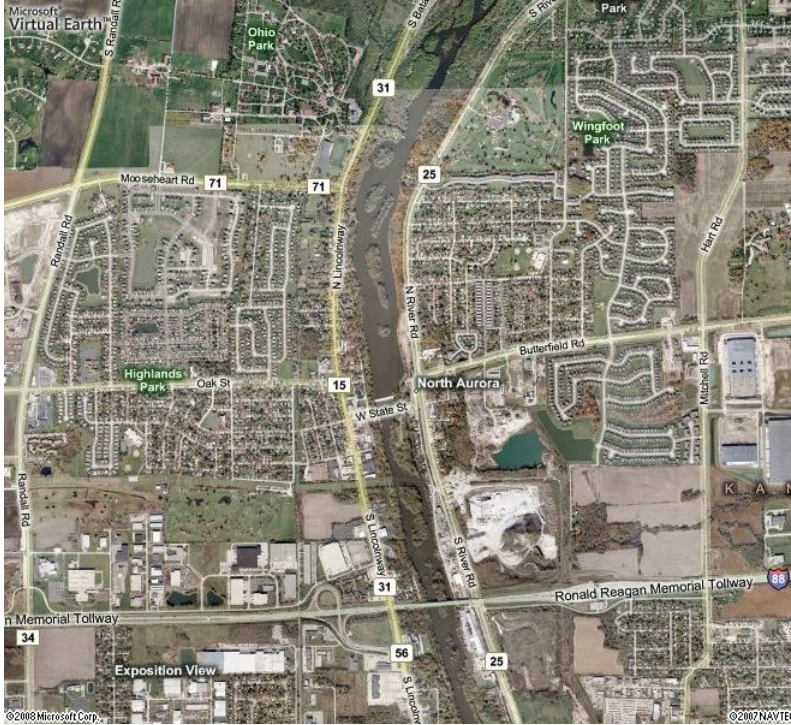
In the early 20th century, Aurora became a hub of industry and railroading. Some of the railroad workers chose to live in North Aurora, triggering the Village's moderate but steady growth until the 1960s. The 1960s ushered in an era when the character of the whole Fox River Valley changed; it transformed from a relatively local, freestanding economy where residents lived and worked into a more suburban experience where residents commuted to job centers located east of the valley. At first, residents had access to jobs through the commuter train system. Later they drove to jobs that had moved out of the metropolitan core and to areas surrounding the expressways. Several manufacturing and commercial areas also began to develop. Residential annexations during the 1990s and 2000s brought significant growth as the population chart below shows. This growth has and is expected to continue, albeit at a more moderate pace over the next several years.

THE FOX RIVER FROM NORTH AURORA OVERLOOK



Village of North Aurora Location and Climate

Located in the heart of Chicago's western suburbs, North Aurora is quaintly situated along the Fox River in Kane County. Only 40 minutes west of the City of Chicago, residents of North Aurora enjoy direct access to I-88, Route 31, Route 25, Route 56 (Butterfield Road), Randall Road, and Orchard

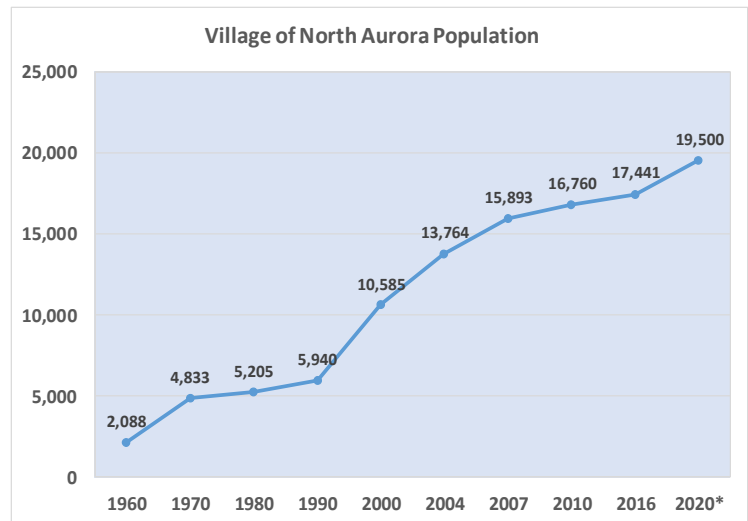


Road. The proximity of these major suburban routes makes for easy traveling around town and into Chicago's metropolitan center.

While definitely a Midwestern climate, North Aurora is far enough south to avoid the blistering cold temperatures found further north. Residents experience snowy winters ranging from about 20° to 30° Fahrenheit. Summers are warm with temperatures ranging from 70° to 80° Fahrenheit. Precipitation ordinarily peaks in the month of August which averages about 4.3". January is the peak month of snowfall averaging up to 11" of snow.

Population Trends and Forecasts

The Village of North Aurora has tripled its population over the past twenty years. This is primarily due to the annexing of land by the Village for residential, industrial, and commercial uses. Current, official population is 17,441 based upon the 2016 Special Census of the Village. Keeping current land availability in mind the Village population is expected to reach 19,000 residents by 2020.



Village of North Aurora Demographics

Population Characteristics

<u>Village</u>	<u>2000</u>	<u>2004</u>	<u>2007</u>	<u>2010</u>	<u>2015</u>	<u>2016</u>
	10,585	13,764	15,893	16,760	17,154	17,441

Land Area (2016) 7.24 Square Miles

Population Density (2016) 2,409 Persons/Square Mile

Gender (ACS 2015)

	Number	Percent
Female Population	8,788	51.2
Male Population	8,366	48.8

Race/Ethnicity (ACS 2015)

	<u>Number</u>	<u>Percent</u>
Total Population	17,154	100.0
White (not hispanic)	13,403	78.1
Black or African American	1,162	6.8
Amer. Indian & Alaskan Native (alone)	111	0.6
Asian (alone)	995	5.8
Native Hawaiian & Other Pacific Islander (alone)	9	0.1
Some Other Race (alone)	947	5.5
Two or More Races	527	3.1
Hispanic or Latino (any race)	2,201	12.8

Age Distribution (ACS 2015)

	<u>Number</u>	<u>Percent</u>
Under 10 Years	2,832	16.5
10 to 19 Years	2,043	11.9
20 to 29 Years	1,787	10.4
30 to 39 Years	2,593	15.1
40 to 49 Years	2,833	16.5
50 to 59 Years	2,507	14.6
60 to 69 Years	1,391	8.1
70 Years & Older	1,168	6.8

Village of North Aurora

Village Housing and Income Characteristics

Size of Household (ACS 2015)

	<u>Number</u>	<u>Percent</u>
Total Households	5,995	100.0
One Person Households	1,432	23.9
Two Person Households	1,757	29.3
Three Person Households	977	16.3
Four or more Person Household	1,829	30.5

Average Household Size: 2.80

Occupied/Vacant Status (ACS 2015)

	<u>Number</u>	<u>Percent</u>
Total Housing Units	6,206	100.0
Occupied	5,995	96.6
Vacant	211	3.4

Owner/Renter Status (ACS 2015)

	<u>Number</u>	<u>Percent</u>
Occupied Housing Units	5,995	100.0
Owner Occupied	4,735	79.0
Renter Occupied	1,260	21.0

Household Income (ACS 2015)

	<u>Number</u>	<u>Percent</u>
Less than \$15,000	402	6.7
\$15,000 - \$24,999	426	7.1
\$25,000 - \$34,999	252	4.2
\$35,000 - \$49,999	558	9.3
\$50,000 - \$74,999	1,114	18.6
\$75,000 - \$99,999	1,042	17.4
\$100,000 - \$149,000	1,211	20.2
\$150,000 - \$199,000	558	9.3
\$200,000 or more	432	7.2

Median Household Income: \$78,948

Mean Household Income: \$100,968

Median Earnings by Education of Those Over 25 (ACS 2015)

Less Than High School Graduate	\$20,231
High School Graduate	\$36,211
Some College or Associate's Degree	\$41,378
Bachelor's Degree	\$62,486
Graduate or Professional Degree	\$67,207



Village of North Aurora

Labor Market Characteristics (Source: American Community Survey 2015)

<u>By Gender</u>	<u>Number</u>	<u>Percent</u>
Total Employment (age 16 & over)	9,015	100.0
Males Employed	4,833	53.6
Females Employed	4,182	46.4

<u>By Industry</u>	<u>Number</u>	<u>Percent</u>
Total Employment (age 16 & over)	9,015	100.0
Agriculture,forestry,fishing & hunting & mining	15	0.1
Construction	335	3.7
Manufacturing	1,428	15.8
Wholesale Trade	267	3.0
Retail Trade	1,081	12.0
Transportation and warehousing, and utilities	514	5.7
Information	268	3.0
Finance & Insurance, Real Estate,Rental, Leasing	768	8.5
Professional, Scientific, Management, Administrative	918	10.2
Educational services, Healthcare and Social Assistance	1,963	21.8
Arts, Entertainment, Recreation, Accomadation & Food Service	592	6.6
Other Services except public administration	516	5.7
Public Administration	350	3.9

Village of North Aurora

Educational Characteristics

Educational Attainment (ACS 2015)

Population 25 and Over

Total: 11,586

	<u>Number</u>	<u>Percent</u>
Less Than High School	921	7.9%
High School Graduate	3,081	26.6%
Some College/Associate's	3,496	30.2%
Bachelor Degree	2,747	23.7%
Graduate Degree	1,341	11.6%

Batavia School District Number 101, West Aurora School District Number 129 and Kaneland School District serve the Village and have a combined current enrollment of approximately 18,750. There are no private schools in the Village. Nearby Aurora is home to the Illinois Mathematics and Science Academy, drawing students from throughout Illinois, with a current enrollment of approximately 650.

Continuing education, college transfer courses and trade programs are available through Waubensee Community College District Number 516, which has a current enrollment of approximately 15,000. Waubensee's main campus is located in Sugar Grove. In addition, Aurora University is a four-year liberal arts school with a current enrollment of approximately 5,000.



Village of North Aurora Transportation

Transportation

Air Service

Regional Airport	O'Hare International
Commercial Carriers	50
Flights per Day	2,492
Other services	U.S. Customs Port of Entry
Foreign Trade Zone, Public warehousing, Aircraft charters, Aircraft fueling, storage and maintenance services.	

Regional Airport	Chicago Midway
Commercial Carriers	15
Flights per Day	763
Other services	U.S. Customs Port of Entry
Foreign Trade Zone, Public warehousing, Aircraft charters, Aircraft fueling, storage and maintenance services.	

Regional Airport	Aurora Municipal Airport
Services: Aircraft charters, fueling, storage and maintenance facilities	

Ground Transportation

Highways serving area:

Interstate	I-88
	U.S. 30,
Federal	U.S. 34
State	25, 31, 56

Inter-City bus service available.

Local mass transit service provided by METRA, PACE Transit.

Rail Carriers serving area.....BNSF, Elgin, Joliet & Eastern, METRA

The Interstate 88 East-West Tollway forms much of the Village's southern boundary, with some areas of the Village extending south of the Interstate. Major regional roads intersecting the Interstate in the Village include the north-south Illinois Routes 25 and 31 straddling the Fox River, the east-west Route 56 (Butterfield Road) and the north-south Randall and Orchard Roads.

Air transportation is available from Midway and O'Hare International Airports, which are served by major national airlines and commercial air freight companies. Both airports are located approximately 25 miles from the Village. The DuPage Airport provides charter and air freight service in the area, and is located approximately seven miles from the Village in West Chicago. In addition, the Aurora Airport also provides charter and air freight service, and is located approximately seven miles southwest of the Village.

Commuter rail service is available from the Burlington Northern Santa Fe Metra Line in nearby Aurora. Travel time to the Chicago "Loop" is approximately 76 minutes local and 52 minutes express. Additional commuter rail service is available from the Union Pacific/West Line in Geneva. Travel time to the Chicago "Loop" is approximately 67 minutes local and 61 minutes express.

Village of North Aurora
Long-Term Capital Improvement Program

Category: Public Works

Project: Road Program 2017



Description of Project

On an annual basis the Village attempts to grind and overlay pavement of roadways that have deteriorated, become problematic or are at the end of their useful life. The Village reviews and evaluates roads on an annual basis which helps the Village determine which roads are included in the upcoming year's road program as well as prioritize which roads will need to be repaved in the near and long-term future. Additional work in the program may include storm sewer repair, street lighting, curb repair/installation and sidewalk repair/installation.

Comments

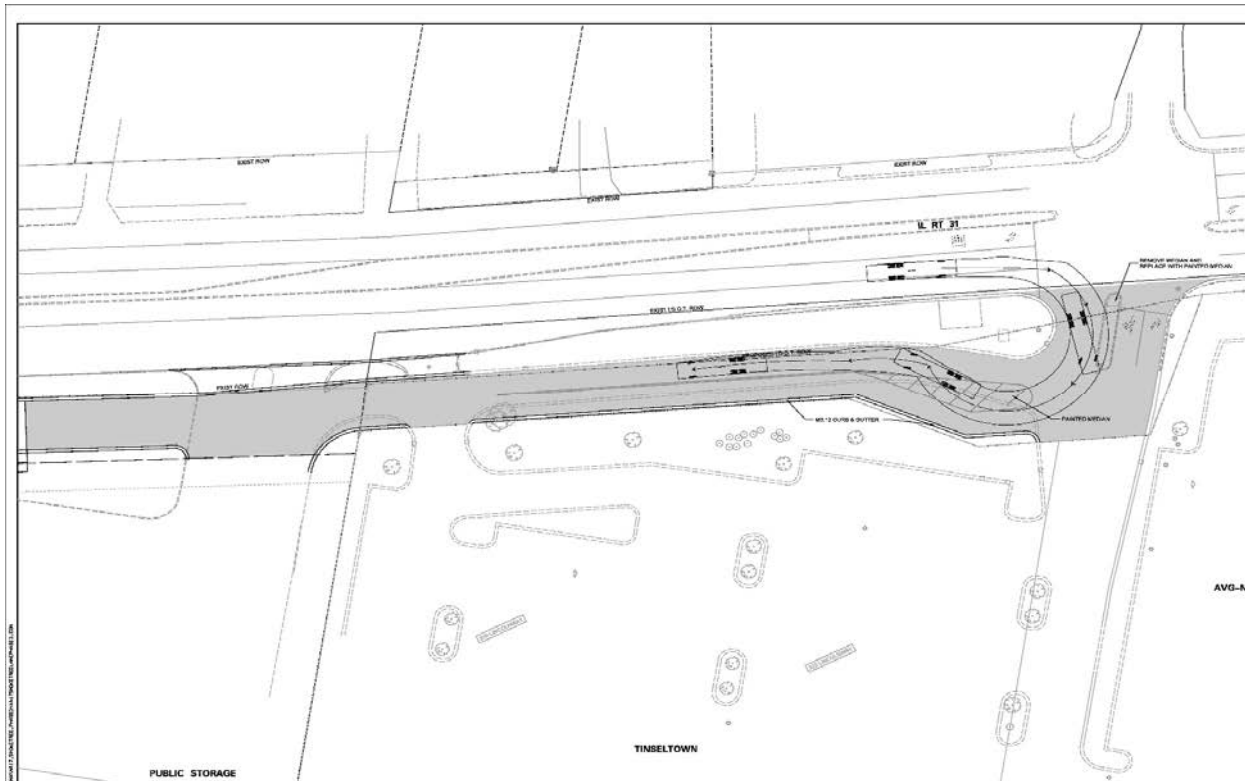
This year's project includes the reconstruction of Acorn Drive, Alder Road, Cherry Tree Court, Feltes Lane, Deerpath Road, Magnolia Drive and Seavey Road; resurfacing of Mitchell Road; and drainage on Wingfoot Drive. This year's program also includes additional funding for the replacement of sidewalk segments that have failed or become dangerous. Patching locations include Orchard Gateway, Arbington Lane, White Oak Drive, Harmony Drive, Columbia Circle, Hickory Street and Andrew Lane.

Impact on Operating Budget

This project is not anticipated to significantly impact the annual operating budget.

	<u>2017-18</u>	<u>2018-19</u>	<u>2019-20</u>	<u>2020-21</u>	<u>2021-22</u>	<u>Future Years</u>	<u>Total</u>
<u>Expenditures</u>							
Engineering	65,000						65,000
Construction	1,394,000						1,394,000
Patching	39,920						39,920
Alley Reconstruction	40,896						40,896
Total	1,539,816	-	-	-	-	-	1,539,816
<u>Funding Sources</u>							
Capital Fund	1,498,920						1,498,920
N. Lincolnway TIF Fund	40,896						40,896
Total	1,539,816	-	-	-	-	-	1,539,816

Project: Smoke Tree Lane Phase III



Comments

Phase 1 of the project included installing water main and reconstructing Smoke Tree Lane from Evergreen Drive east to the Baymont Hotel property. Phase 2 of the project included reconstructing and repaving 1,000 linear feet of Smoke Tree Lane as well as replacing/re-directing water main from the Baymont Hotel property east to Route 31 (Lincolnway). Phase 3 includes installing water main, reconstructing Smoke Tree Lane and restoring parkways.

Impact on Operating Budget

This project is not anticipated to significantly impact the annual operating budget and will eliminate routine maintenance and patching of the failed roadway segment.

	<u>2017-18</u>	<u>2018-19</u>	<u>2019-20</u>	<u>2020-21</u>	<u>2021-22</u>	<u>Future Years</u>	<u>Total</u>
Expenditures							
Engineering	20,000						20,000
Reconstruction	365,000						365,000
Total	385,000	-	-	-	-	-	385,000
Funding Sources							
Route 31 TIF	385,000						385,000
Total	385,000	-	-	-	-	-	385,000

Project: Airport Road/Alder Drive/Ice Cream Drive



Description of Project

The Village has been working with the Kane Kendall Council of Mayors and has been successful in securing STP funding for the rehabilitation of Airport Road, Ice Cream Drive and Alder Drive. The project will be coordinated by IDOT and the Village's share is approximately 25% of \$700,000 based on estimated cost. The project is scheduled to be let in January, 2017.

Comments

The project includes the reconstruction of Airport Road from Alder Drive to IL 31, Ice Cream Drive from Randall Road to Alder Drive and Alder Drive from Ice Cream Drive to Airport Road.

Impact on Operating Budget

This project is not anticipated to significantly impact the annual operating budget.

	<u>2017-18</u>	<u>2018-19</u>	<u>2019-20</u>	<u>2020-21</u>	<u>2021-22</u>	<u>Future Years</u>	<u>Total</u>
<u>Expenditures</u>							
Engineering	25,000						25,000
Construction	1,797,111						1,797,111
Total	1,822,111	-	-	-	-	-	1,822,111
<u>Funding Sources</u>							
Capital Fund	25,000						25,000
STP Funding	1,397,111						1,397,111
MFT Fund	400,000						400,000
Total	1,822,111	-	-	-	-	-	1,822,111

Project: Central Water Tower (750,000 Gallon Water Tower)



Description of Project

This project entails the siting, engineering and construction of a new water tower. The additional water tower will improve the Village's fire flow capacity as well as the ability to store a sufficient supply of finished water. The additional storage of 750,000 gallons of water will increase the Village's storing capacity to 2.25 million gallons, allowing the Village to provide a 24 hour supply of water to users during an extreme event (current daily pumping is 1.8 million gallons per day).

Comments

The water tower will be painted with the same pattern that will be painted on the westside water tower which will feature the Village's new logo and tagline.

Impact on Operating Budget

The additional water tower will require electricity and other nominal operating costs estimated to be approximately \$15,000 a year. Approximately every 15-20 years inside/outside maintenance would be needed at approximately \$250,000.

	<u>2017-18</u>	<u>2018-19</u>	<u>2019-20</u>	<u>2020-21</u>	<u>2021-22</u>	<u>Future Years</u>	<u>Total</u>
<u>Expenditures</u>							
Engineering	92,800	34,800					127,600
Construction	500,000	1,300,000					1,800,000
Total	592,800	1,334,800	-	-	-	-	1,927,600
<u>Funding Sources</u>							
Waterworks Fund		1,334,800					1,334,800
Water Bonds	592,800						592,800
Total	592,800	1,334,800	-	-	-	-	1,927,600

Project: Well #8



Description of Project

This project includes drilling a new well to add redundancy to the five wells that currently supply the Village water distribution system. The proposed well and its location are the product of previous water studies conducted over the past several years on ways to add redundancy to the Village's current water distribution system, while accounting for future growth. The development of this well will also require raw water transmission main to be run to the Village's west side water treatment plant.

Comments

Impact on Operating Budget

The addition of a new well will require annual operating expenses, such as electricity to pump water and maintenance of the facility and replacement of parts. Annual costs estimated to be \$20,000.

	<u>2017-18</u>	<u>2018-19</u>	<u>2019-20</u>	<u>2020-21</u>	<u>2021-22</u>	<u>Future Years</u>	<u>Total</u>
<u>Expenditures</u>							
Engineering	80,000						80,000
Construction	2,175,000						2,175,000
Total	2,255,000	-	-	-	-	-	2,255,000
<u>Funding Sources</u>							
Waterworks Fund	2,255,000						2,255,000
Loan/Bonds/Reserves							-
Total	2,255,000	-	-	-	-	-	2,255,000

Project: Well #9



Description of Project

This project includes drilling a new well to add redundancy to the five wells that currently supply the Village water distribution system. The proposed well and its location are the product of previous water studies conducted over the past several years on ways to add redundancy to the Village's current water distribution system, while accounting for future growth. The development of this well will also require raw water transmission main to be run to the Village's west side water treatment plant.

Comments

Well #9 would add another well to the east side of the Village.

Impact on Operating Budget

The addition of a new well will require annual operating expenses, such as electricity to pump water and maintenance of the facility and replacement of parts. Annual costs estimated to be \$20,000.

	<u>2017-18</u>	<u>2018-19</u>	<u>2019-20</u>	<u>2020-21</u>	<u>2020-22</u>	<u>Future Years</u>	<u>Total</u>
<u>Expenditures</u>							
Engineering	80,000						80,000
Construction	2,175,000						2,175,000
Total	2,255,000	-	-	-	-	-	2,255,000
<u>Funding Sources</u>							
Waterworks Fund	2,255,000						2,255,000
Loan/Bonds/Reserves							-
Total	2,255,000	-	-	-	-	-	2,255,000

Project: LED Street Lighting



Description of Project

This project includes replacing existing Village-owned street lights with light emitting diode (LED) street lights. LED street lights use significantly less energy than the existing conventional lamps. LED lights have an expected lifetime of 50,000 hours or over five years before replacement is needed. In addition to lower maintenance costs and electricity costs, LED lighting significantly reduces energy demand. This year's project includes replacing 24 poles and 144 lights in neighborhoods not yet determined.

Comments

The Illinois Department of Commerce and Economic Opportunity (DECO) provides funding that if available could partially reimburse the Village the cost to install each LED street light as part of an energy efficiency grant program. The Village currently owns and maintains more than 800 street lights.

Impact on Operating Budget

The current level of maintenance and replacement of lights in the annual operating budget is expected to decrease do to LED lighting's longer life-expectancy.

	<u>2017-18</u>	<u>2018-19</u>	<u>2019-20</u>	<u>2020-21</u>	<u>2021-22</u>	<u>Future Years</u>	<u>Total</u>
<u>Expenditures</u>							
Engineering							-
Street Lighting	57,600	75,000	75,000	75,000	75,000		357,600
Pole Replacement	102,240						102,240
Total	159,840	75,000	75,000	75,000	75,000	-	459,840

Funding Sources

Capital Fund							-
MFT Fund	159,840	75,000	75,000	75,000	75,000		459,840
Total	159,840	75,000	75,000	75,000	75,000	-	459,840

Project: Annual Water Main Projects



Description of Project

On an annual basis the Village attempts to replace existing, aged water main which has become problematic and is at or near the end of its useful life. The water main chosen to be replaced fits a certain criteria. The age, degradation, history of breaks and the determination of streets to be replaced for the year all fall into play when deciding when it is time for replacement.

Comments

No water main projects are scheduled for the upcoming fiscal year. Future years are dependent on updates to the Village's long-term capital improvement plan.

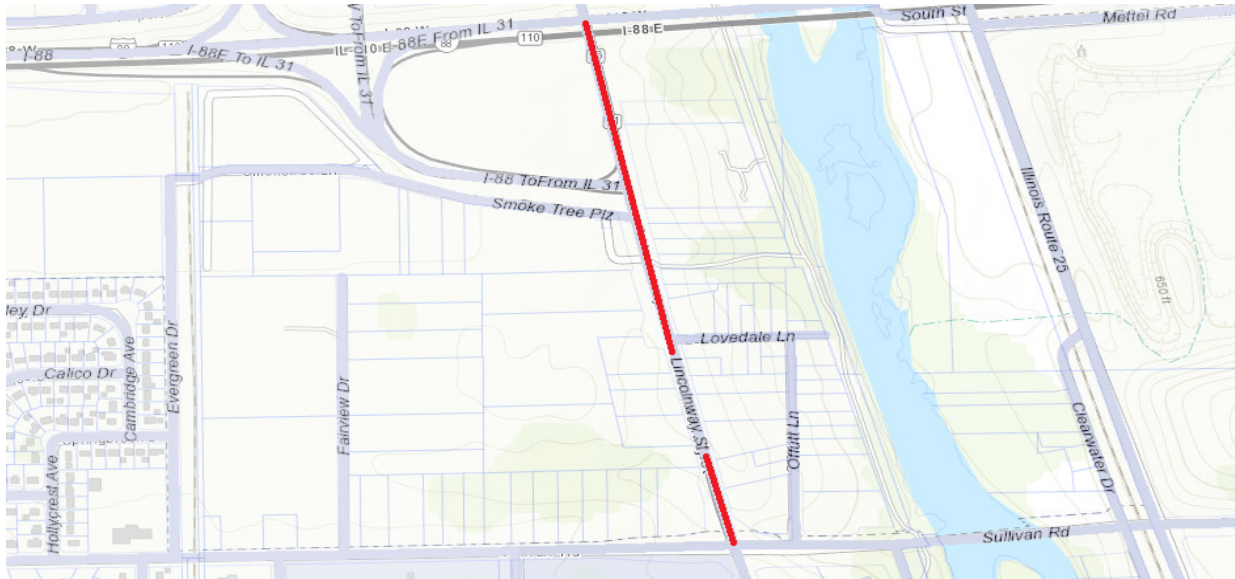
Impact on Operating Budget

	<u>2017-18</u>	<u>2018-19</u>	<u>2019-20</u>	<u>2020-21</u>	<u>2021-22</u>	<u>Future Years</u>	<u>Total</u>
<u>Expenditures</u>							
Engineering							-
Construction							-
Total	-	-				-	-
<u>Funding Sources</u>							
Waterworks Fund							-
Total	-					-	-

Village of North Aurora
Long-Term Capital Improvement Program

Category: Water

Project: **Route 31 (Lincolnway) Water Main Replacement Phase 1**



Description of Project

The water main along Route 31 from the Village's southern boundary to the Village's northern boundary needs to be replaced. Due to the size of the project, the water main replacement is being proposed in three separate phases. Phase I of the Route 31 water main replacement program includes installing new water main from Sullivan Road north to Interstate 88.

Comments

Phase II includes new water main to be installed from I-88 north to State St. (Rt. 56). Phase III will replace water main from State St. to our northern boundary or just beyond Elm Avenue.

Impact on Operating Budget

This project will eliminate costs associated with repairing periodic watermain breaks.

	<u>2017-18</u>	<u>2018-19</u>	<u>2019-20</u>	<u>2020-21</u>	<u>2021-22</u>	<u>Future Years</u>	<u>Total</u>
Expenditures							
Engineering						50,000	50,000
Construction						1,150,000	1,150,000
Total	-	-	-	-	-	1,200,000	1,200,000
Funding Sources							
Waterworks Fund						1,200,000	1,200,000
Total	-	-	-	-	-	1,200,000	1,200,000

Project: 1,200 Ton Capacity Salt Dome



Description of Project

This project includes building a new 1,200 ton capacity salt dome with an overhead door at the Village's Public Works facility. The existing salt dome's size (750 tons) will expand the Village's salt storage capacity and will create better efficiency during salting operations.

Comments

The existing 750 ton salt dome will be reused to store materials such as dirt and mulch, which are currently kept outdoors throughout the year. This project is anticipated to begin once the Village conducts a Public Works facility needs assessment.

Impact on Operating Budget

This project is not anticipated to significantly impact the annual operating budget except for routine maintenance and repair of the building of approximately \$5,000 per year.

	<u>2017-18</u>	<u>2018-19</u>	<u>2019-20</u>	<u>2020-21</u>	<u>2020-21</u>	<u>Future Years</u>	<u>Total</u>
<u>Expenditures</u>							
Construction						300,000	300,000
Total	-	-	-	-	-	300,000	300,000
<u>Funding Sources</u>							
Capital Fund						300,000	300,000
Total	-	-	-	-	-	300,000	300,000

Village of North Aurora
Long-Term Capital Improvement Program

Category: Other

Project: *Fox River Dam Removal*



Description of Project

The Illinois Department of Natural Resources (IDNR) is providing funding for an initiative to remove dams throughout the state on impaired waterways. The IDNR believes removing dams on the Fox River will increase safety, reduce pollution and increase the river's biodiversity. This project includes engineering and would reveal the impact of removing the Fox River dam in North Aurora on adjacent properties, the former mill race that runs next to the Village Hall, North Aurora Riverfront Park and North Aurora Island Park.

Comments

This project includes partnership with the Fox Valley Park District and the IDNR as subject to an intergovernmental agreement approved on 1-5-15. The engineering for the project cannot begin without a formal resolution passed by the Village and the Park District. Per the agreement, an additional resolution from the Village and Park District is needed before the IDNR would demolish the dam.

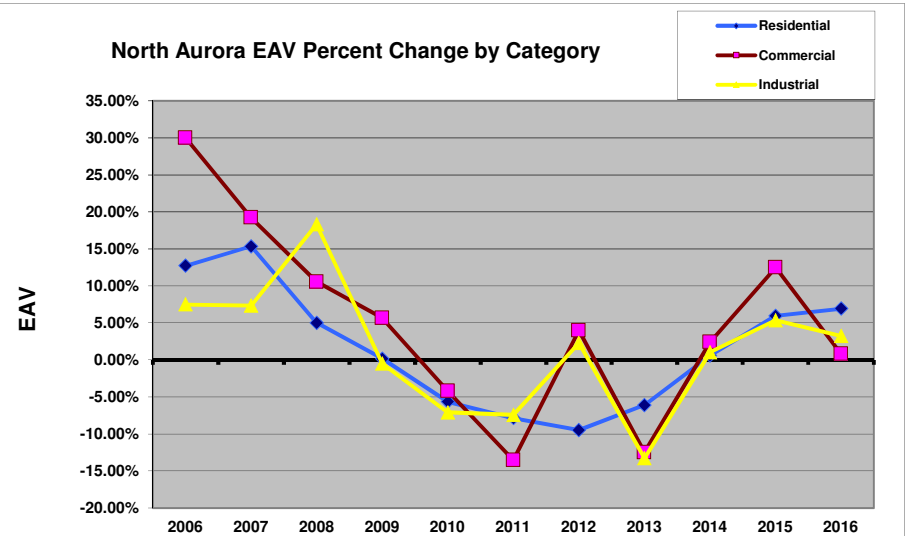
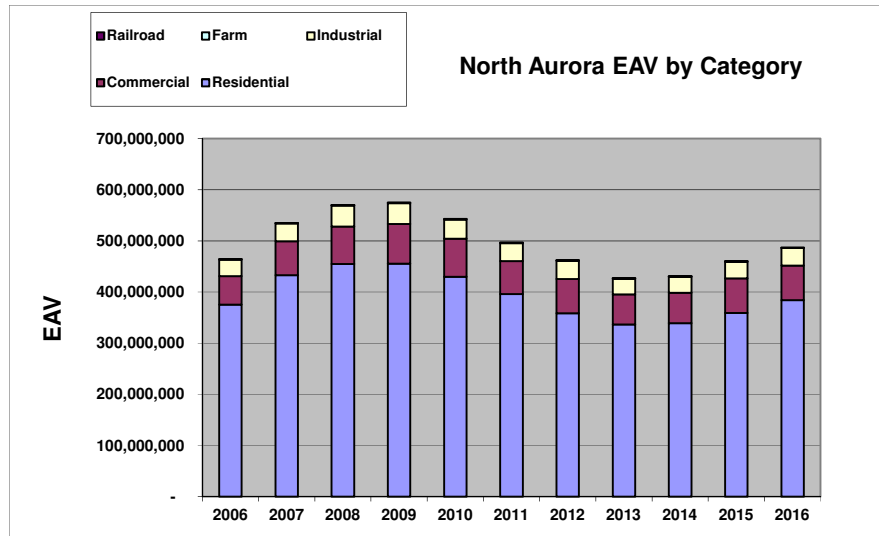
Impact on Operating Budget

This project is not anticipated to significantly impact the annual operating budget.

	<u>2017-18</u>	<u>2018-19</u>	<u>2019-20</u>	<u>2020-21</u>	<u>2021-22</u>	<u>Future Years</u>	<u>Total</u>
<u>Expenditures</u>							
Engineering						575,000	575,000
Dam Removal						2,500,000	2,500,000
Contingencies							-
Total	-	-	-	-	-	3,075,000	3,075,000
<u>Funding Sources</u>							
Capital Fund						75,000	75,000
IDNR Funding						3,000,000	3,000,000
Total	-	-	-	-	-	3,075,000	3,075,000

Village of North Aurora Taxable Equalized Assessed Valuation

<u>Category</u>	<u>Levy Year 2006</u>	<u>Levy Year 2007</u>	<u>Levy Year 2008</u>	<u>Levy Year 2009</u>	<u>Levy Year 2010</u>	<u>Levy Year 2011</u>	<u>Levy Year 2012</u>	<u>Levy Year 2013</u>	<u>Levy Year 2014</u>	<u>Levy Year 2015</u>	<u>Levy Year 2016</u>
Residential	375,662,406	433,340,748	455,105,924	455,869,473	430,166,785	396,460,429	358,899,978	337,016,726	339,111,156	359,301,370	384,212,041
Commercial	55,675,142	66,370,277	73,362,075	77,510,259	74,268,198	64,212,904	66,774,379	58,444,313	59,859,375	67,329,121	67,873,407
Industrial	32,164,507	34,532,131	40,855,140	40,660,653	37,777,327	34,967,983	35,772,199	31,023,446	31,341,315	33,018,080	34,089,473
Farm	242,413	278,939	268,650	337,496	378,796	385,110	338,753	336,302	244,838	248,169	275,248
Railroad	132,288	147,147	169,537	205,003	224,708	268,280	286,904	312,020	316,153	330,034	374,889
TOTAL EAV	463,876,756	534,669,242	569,761,326	574,582,884	542,815,814	496,294,706	462,072,213	427,132,807	430,872,837	460,226,774	486,825,058
Estimated Actual Value	1,391,630,268	1,604,007,726	1,709,283,978	1,723,748,652	1,628,447,442	1,488,884,118	1,386,216,639	1,281,398,421	1,292,618,511	1,380,680,322	1,460,475,174
<u>Percent of Total</u>											
Residential	80.98%	81.05%	79.88%	79.34%	79.25%	79.88%	77.67%	78.90%	78.70%	78.07%	78.92%
Commercial	12.00%	12.41%	12.88%	13.49%	13.68%	12.94%	14.45%	13.68%	13.89%	14.63%	13.94%
Industrial	6.93%	6.46%	7.17%	7.08%	6.96%	7.05%	7.74%	7.26%	7.27%	7.17%	7.00%
Farm	0.05%	0.05%	0.05%	0.06%	0.07%	0.08%	0.07%	0.08%	0.06%	0.05%	0.06%
Railroad	0.03%	0.03%	0.03%	0.04%	0.04%	0.05%	0.06%	0.07%	0.07%	0.07%	0.08%
TOTAL	100.00%	100.00%	100.00%	100.00%	100.00%	100.00%	100.00%	100.00%	100.00%	100.00%	100.00%
<u>Percent Increase</u>											
Residential	12.73%	15.35%	5.02%	0.17%	-5.64%	-7.84%	-9.47%	-6.10%	0.62%	5.95%	6.93%
Commercial	29.97%	19.21%	10.53%	5.65%	-4.18%	-13.54%	3.99%	-12.47%	2.42%	12.48%	0.81%
Industrial	7.50%	7.36%	18.31%	-0.48%	-7.09%	-7.44%	2.30%	-13.27%	1.02%	5.35%	3.24%
Farm	-46.60%	15.07%	-3.69%	25.63%	12.24%	1.67%	-12.04%	-0.72%	-27.20%	1.36%	10.91%
Railroad	4.69%	11.23%	15.22%	20.92%	9.61%	19.39%	6.94%	8.75%	1.32%	4.39%	13.59%
TOTAL	14.09%	15.26%	6.56%	0.85%	-5.53%	-8.57%	-6.90%	-7.56%	0.88%	6.81%	5.78%



VILLAGE OF NORTH AURORA, ILLINOIS
LONG-TERM DEBT REQUIREMENTS
GENERAL OBLIGATION REFUNDING LIBRARY
BOND SERIES 2009

May 31, 2017

Date of Issue	November 17, 2009
Date of Maturity	January 1, 2021
Authorized Issue	\$ 4,525,000
Actual Issue	\$ 4,525,000
Denomination of Bonds	\$ 5,000
Denomination of Bonds	1 - 905 - \$5,000
Interest Rates	Bonds
	1-65 2.000%
	66-134 2.000%
	135-207 2.500%
	208-283 2.750%
	284-363 3.250%
	364-447 3.500%
	448-535 3.750%
	536-628 3.750%
	629-725 3.750%
	726-826 3.750%
	827-905 3.750%
Principal Maturity Date	January 1
Interest Dates	January 1 and July 1
Payable at	Amalgamated Bank of Chicago, Chicago, Illinois
Debt Retired by	Library Debt Service

FUTURE PRINCIPAL AND INTEREST REQUIREMENTS

Tax Levy Year	Bond Numbers	Tax Levy			Interest Due on			
		Principal	Interest	Totals	July 1	Amount	January 1	Amount
2016	536-628	465,000	69,376	534,376	2017	34,688	2018	34,688
2017	629-725	485,000	51,938	536,938	2018	25,969	2019	25,969
2018	726-826	505,000	33,750	538,750	2019	16,875	2020	16,875
2019	827-905	395,000	14,814	409,814	2020	7,407	2021	7,407
		<u>\$ 1,850,000</u>	<u>\$ 169,878</u>	<u>\$ 2,019,878</u>			<u>\$ 84,939</u>	<u>\$ 84,939</u>

VILLAGE OF NORTH AURORA, ILLINOIS

LONG-TERM DEBT REQUIREMENTS
KANE COUNTY LOAN PAYABLE

May 31, 2017

Date of Issue	December 14, 2010
Date of Maturity	December 15, 2020
Authorized Issue	\$ 1,033,785
Actual Issue	\$ 1,033,785
Interest Rates	2.018% to 3.071%
Principal Maturity Date	December 15
Interest Dates	December 15 and June 15
Debt Retired by	Waterworks Operations Fund

FUTURE PRINCIPAL AND INTEREST REQUIREMENTS

Tax Levy Year	Tax Levy			Interest Due on			
	Principal	Interest	Totals	December 15	Amount	June 15	Amount
2016	106,252	11,498	117,750	2017	6,429	2018	5,069
2017	110,502	8,600	119,102	2018	5,069	2019	3,531
2018	115,309	5,382	120,691	2019	3,531	2020	1,851
2019	120,551	1,851	122,402	2020	1,851	2021	-
	<u>\$ 452,614</u>	<u>\$ 27,331</u>	<u>\$ 479,945</u>		<u>\$ 16,880</u>		<u>\$ 10,451</u>

VILLAGE OF NORTH AURORA, ILLINOIS

LONG-TERM DEBT REQUIREMENTS
GENERAL OBLIGATION ADVANCED REFUNDING ALTERNATE REVENUE SOURCE
BOND SERIES 2014

May 31, 2017

Date of Issue	November 13, 2014
Date of Maturity	January 1, 2029
Authorized Issue	\$ 6,885,000
Actual Issue	\$ 6,885,000
Denomination of Bonds	\$ 5,000
Denomination of Bonds	1 - 1377 - \$5,000
Interest Rates	Bonds
	1-11 2.000%
	12-101 2.000%
	102-192 2.000%
	193-285 2.000%
	286-380 2.000%
	381-478 2.000%
	479-579 2.000%
	580-682 3.000%
	683-789 3.000%
	790-899 3.000%
	900-1013 3.000%
	1013-1130 3.000%
	1130-1252 3.000%
	1253-1377 3.000%
Principal Maturity Date	January 1
Interest Dates	January 1 and July 1
Payable at	Amalgamated Bank of Chicago, Chicago, Illinois
Debt Retired by	Police Station Debt Service

FUTURE PRINCIPAL AND INTEREST REQUIREMENTS

Tax Levy Year	Tax Levy			Interest Due on			
	Principal	Interest	Totals	July 1	Amount	January 1	Amount
2016	455,000	167,500	622,500	2017	83,750	2018	83,750
2017	465,000	158,400	623,400	2018	79,200	2019	79,200
2018	475,000	149,100	624,100	2019	74,550	2020	74,550
2019	490,000	139,600	629,600	2020	69,800	2021	69,800
2020	505,000	129,800	634,800	2021	64,900	2022	64,900
2021	515,000	119,700	634,700	2022	59,850	2023	59,850
2022	535,000	104,250	639,250	2023	52,125	2024	52,125
2023	550,000	88,200	638,200	2024	44,100	2025	44,100
2024	570,000	71,700	641,700	2025	35,850	2026	35,850
2025	585,000	54,600	639,600	2026	27,300	2027	27,300
2026	610,000	37,050	647,050	2027	18,525	2028	18,525
2027	625,000	18,750	643,750	2028	9,375	2029	9,375
	<u>\$ 6,380,000</u>	<u>\$ 1,238,650</u>	<u>\$ 7,618,650</u>		<u>\$ 619,325</u>		<u>\$ 619,325</u>

VILLAGE OF NORTH AURORA, ILLINOIS
LONG-TERM DEBT REQUIREMENTS
GENERAL OBLIGATION ALTERNATE REVENUE SOURCE
BOND SERIES 2017

May 31, 2017

Date of Issue	April 4, 2017
Date of Maturity	January 1, 2032
Authorized Issue	\$ 6,200,000
Actual Issue	\$ 5,800,000
Denomination of Bonds	\$ 5,000
Denomination of Bonds	1 - 1160 - \$5,000
Interest Rates	Bonds
	Due Jan 1, 2018 3.000%
	Due Jan 1, 2019 3.000%
	Due Jan 1, 2020 3.000%
	Due Jan 1, 2021 3.000%
	Due Jan 1, 2022 3.000%
	Due Jan 1, 2023 3.000%
	Due Jan 1, 2024 3.000%
	Due Jan 1, 2025 3.000%
	Due Jan 1, 2026 3.000%
	Due Jan 1, 2027 3.000%
	Due Jan 1, 2028 3.250%
	Due Jan 1, 2029 3.250%
	Due Jan 1, 2030 3.500%
	Due Jan 1, 2031 3.750%
	Due Jan 1, 2032 4.000%
Principal Maturity Date	January 1
Interest Dates	January 1 and July 1
Payable at	Amalgamated Bank of Chicago, Chicago, Illinois
Debt Retired by	Waterworks Fund

FUTURE PRINCIPAL AND INTEREST REQUIREMENTS

Tax Levy Year	Tax Levy			Interest Due on			
	Principal	Interest	Totals	July 1	Amount	January 1	Amount
2016	355,000	138,302	493,302	2017	-	2018	138,302
2017	320,000	175,825	495,825	2018	87,913	2019	87,913
2018	325,000	166,225	491,225	2019	83,113	2020	83,113
2019	335,000	156,475	491,475	2020	78,238	2021	78,238
2020	345,000	146,425	491,425	2021	73,213	2022	73,213
2021	360,000	136,075	496,075	2022	68,038	2023	68,038
2022	370,000	125,275	495,275	2023	62,638	2024	62,638
2023	380,000	114,175	494,175	2024	57,088	2025	57,088
2024	390,000	102,775	492,775	2025	51,388	2026	51,388
2025	405,000	91,075	496,075	2026	45,538	2027	45,538
2026	415,000	78,925	493,925	2027	39,463	2028	39,463
2027	430,000	65,438	495,438	2028	32,719	2029	32,719
2028	440,000	51,463	491,463	2029	25,731	2030	25,731
2029	455,000	36,063	491,063	2030	18,031	2031	18,031
2030	475,000	19,000	494,000	2031	9,500	2032	9,500
	<u>\$ 5,800,000</u>	<u>\$ 1,603,515</u>	<u>\$ 7,403,515</u>		<u>\$ 732,606</u>		<u>\$ 870,909</u>

Village of North Aurora Glossary and Acronyms

Abatement: A partial or complete cancellation of a property tax levy imposed by the Village.

ACH (Automated Clearing House): A system used for direct debit from a customer's checking account to pay for Village water charges.

Accrual Basis: A basis of accounting utilized by proprietary fund types and pension trust funds where revenues and additions are recorded when earned and expenses and deductions are recorded at the time liabilities are incurred.

Annexation: The incorporation of land into an existing Village with a resulting change in the boundaries of that Village.

APWA (American Public Works Association): An association representing Department Heads and other employees of Public Works, Water, Sewer and other utilities across the nation.

Assessed Value: A valuation set upon real estate or other property by the Township Property Appraiser as a basis for levying taxes.

Audit: A systematic collection of sufficient, competent evidential matter needed to attest to the fairness of the presentation of the Village's financial statements. The audit tests the Village's account system to determine whether the internal accounting controls are both available and being used.

Balanced Budget: A balanced budget is a budget in which revenues and reserves meet or exceed expenditures. The Village will

sometimes use cash reserves or fund balance to finance a significant capital improvement or capital project. This use of reserve to finance a capital project will convey the impression that the budget is not balanced when in fact the financing of a capital project with cash reserves was the result of good financial planning. Reserves may also be used on a limited basis to fund operations for a fixed amount of time during recessions or local economic downturns.

Bond: A written promise to pay a specified sum of money, called face value or principal, at a specified date in the future, called maturity date, together with periodic interest at a specified rate.

Bonding: The act of borrowing money to be repaid, including interest, at specified dates.

Bond Refinancing: The payoff and re-issuance of bonds, to obtain better interest rates and or bond conditions.

Budget: A comprehensive financial plan of operations for a given time period.

Capital Assets: Assets of a long term character which are intended to continue to be held or used with a value typically over \$10,000. Examples of capital assets include items such as land, buildings, machinery, vehicles and other equipment.

Capital Improvements/Expenditures: Major projects that typically involve the construction of or improvement/repair to buildings, roads, water, sewer, sanitary sewer, and other related infrastructure.

Capital Project Fund: A fund established in order to account for the financial resources and costs associated with the construction of major capital facilities or other major capital improvements.

Cash Management: The management of cash necessary to pay for government services while investing temporary cash excesses in order to earn interest revenue. Cash Management refers to the activities of forecasting the inflows and outflows of cash, mobilizing cash to improve its availability for investment, establishing and maintaining banking relationships, and investing funds in order to achieve the balance of the highest interest and return, liquidity and minimal risk with these temporary cash balances.

CDBG (Community Development Block Grant): A series of grant programs administered by the U.S. Department of Housing and Urban Development which provide funding for communities based on economic need, size or other variables for revitalization, infrastructure improvements and other purposes.

Census: An official population count of all or part of a municipality by the federal government. An official census count determines the amount of revenues that the Village receives from the State for certain major revenue sources.

CERT (Community Emergency Response Team): A volunteer program under the Citizens Corps Council umbrella which provides assistance to first responders during community emergencies or other needs.

Charges for Service: User charges for services provided by the Village to those specifically benefiting from those services.

Component Unit: A component unit is a legally separate organization that a primary government must include as part of its financial reporting entity for fair presentation in conformity with GAAP. The Messenger Public Library used to be a component unit of the Village of North Aurora but recent changes to GAAP mean that the Library no longer meets the definition for inclusion in the reporting unit, even though the Village is responsible for the repayment of the Library's debt and approval of annual tax levy.

Comprehensive Plan: An official public document adopted by the local government as a policy guide to decisions about the physical development of the community. It is a general long range physical plan.

Debt: A financial obligation from the borrowing of money.

Debt Service: The payment of principal and interest on borrowed funds.

Decouple: A term used to describe a situation where, for example, the State of Illinois may decide to disconnect its income tax rules and exemptions from the federal income tax rules and exemptions.

Deficit: Most commonly used to describe an excess of expenditures over revenues for a fiscal year. However, deficits are often planned for due to the use of accumulated monies for capital or other projects. In addition, municipalities often have accumulated cash balances which they intend to use to fund expenditures for a given fiscal year.

Department: An organizational unit responsible for carrying out a major governmental function, such as Police or Public Works.

Depreciation: The decrease in value of physical assets due to use and passage of time.

Draft Budget: The preliminary budget document distributed to the Village Board and available for inspection by the public.

Enterprise Fund: Used to account for operations that are financed and operated in a manner similar to private business enterprises - where the costs of providing goods or services are financed or recovered primarily through user charges.

(EAV) Equalized Assessed Value: The value of property resulting from the multiplication of the assessed value by an equalization factor to make all property in Illinois equal to one-third of its market value. The EAV of property is one-third of the market value.

Expenditures: Payment by the Village for goods or services that the Village has received or will receive in the future.

FICA (Federal Insurance Contributions Act): Monies paid to the federal government to fund for future social security benefits as may be defined by the government in future years. This expenditure account in

Fiduciary Funds: Funds that are used when a government holds or manages financial resources in an agent or fiduciary capacity.

Fiscal Year (FY): Any consecutive twelve-month period designated as the budget year. The Village's budget year begins on June 1 and ends May 31 of the following calendar year.

Forecast: The projection of revenues and expenditures usually for a time period that is greater than one year based on clearly defined assumptions and predictions related to future events and activities.

Franchise Agreement: An agreement between the Village and a utility setting forth the terms and conditions under which a utility, such as a cable company, may provide a service to residents. A franchise agreement often provides compensation to the Village for the use of the public right-of-way by the utility company.

Full-Time Equivalent (FTE): A method of determining the total number of employees in terms of each position's number of hours when compared to a full-time employee. Full-time positions have a FTE of 1.00. A part-time position that works 60% of the hours that a full-time position would work would have a full-time equivalency of 0.60.

Fund: A set of accounts to record revenues and expenditures associated with a specific purpose.

Fund Balance: The difference between assets and liabilities reported in a governmental fund. Changes in fund balances are the result of the difference of revenues to expenditures. Fund balances increase when revenues exceed expenditures and decrease when expenditures exceed revenues. Fund balance is often used to describe the total available financial resources in a governmental fund. For Proprietary Fund-types, fund balance is typically defined as the difference between current assets and current liabilities. This equivalent is also known as Unrestricted Net Assets (see term for details). In the Water Fund, Beginning Net Assets is also equivalent to Unrestricted Net Assets.

GASB (Governmental Accounting Standards Board): An independent organization which has ultimate authority over the establishment of Generally Accepted Accounting Principles (GAAP) for state and local government. GASB members are appointed by the Financial Accounting

Foundation (FAF), however the GASB enjoys complete autonomy from the FAF in all technical and standard-setting activities.

GAAP (Generally Accepted Accounting Principles): Uniform minimum standards and guidelines for financial accounting and reporting. They govern the form and content of the financial statements of an entity. GAAP encompass the conventions, rules and procedures necessary to define accepted accounting practice at a particular time. They include not only broad guidelines of general application, but also detailed practices and procedures. GAAP provide a standard by which to measure financial presentations. The primary authoritative body on the application of GAAP to state and local governments is the Governmental Accounting Standards Board (GASB).

General Fund: The general operating fund of the Village. It is used to account for all financial resources except those required to be accounted for in another fund. Most services provided by the Village including police protection, street maintenance and snow plowing, engineering, administration, and building and zoning are accounted for in this fund.

GFOA (Government Finance Officer's Association): An organization representing municipal finance officers and other individuals and organizations associated with public finance.

GIS (Geographic Information System): A collection of information regarding parcels of land typically organized by property lines.

G.O. Bonds (General Obligation Bonds): Bonds that are backed by the "full faith and credit" of a municipality. The taxing power of the Village is pledged in the covenant of one of these bond issues. An Alternate Source

Revenue General Obligation first pledges a revenue source other than property taxes before the imposition of property taxes.

Goal: A long-term or short-term desirable development.

Government Fund Types: Funds that account for a government's "governmental-type" activities. These funds are the general fund, special revenue funds, debt service funds and capital projects funds.

Grant: Funds received by the Village which are designated for specific projects. Many grants come from the State of Illinois as reimbursements for engineering and construction costs associated with specific projects.

Home Rule Municipality: A home rule municipality may exercise any power and perform any function pertaining to its government and affairs including, but not limited to, the power to regulate for the protection of public health, safety, morals and welfare; to license; to tax; and to incur debt, unless preempted by the State of Illinois. A municipality is designated as a home rule municipality if its population reaches 25,000 or if the designation of home rule is approved by voters via a referendum.

ICMA (International City/County Management Association) and ILCMA (Illinois City/County Management Association): The professional and educational organization for chief appointed managers, administrators, and assistants in cities, towns, counties, and regional entities throughout the world. Since 1914, ICMA has provided technical and management assistance, training, and information resources to its members and the local government community. The management decisions made by ICMA's nearly 8,000 members affect more

than 100 million individuals in thousands of communities; from small towns with populations of a few hundred to metropolitan areas serving several millions.

IDFPR (Illinois Department of Financial and Professional Regulation): An agency of the State of Illinois responsible for, among other things, ensuring that the Village of North Aurora is complying with all state laws and requirements related to the locally-administered Police Pension Trust Fund.

IEPA (Illinois Environmental Protection Agency): Provides low-interest loans to eligible local governments to improve drinking water infrastructure.

IMLRMA (Illinois Municipal League Risk Management Association): An association of municipalities providing property, liability, auto and workers' compensation coverages since 1981.

IMRF (Illinois Municipal Retirement Fund): State retirement system established for municipal employees other than sworn fire or sworn police personnel. Defined-benefits are based on the number of years of service and the FRE (final rate of earnings).

Interfund Transfer: A transfer of funds or assets from one fund to another without equivalent flows of assets in return and without a requirement for repayment.

Internal Service Fund: A fund-type used by state and local governments to account for the financing of goods and services provided by one department to another department, and to other governments, on a cost-reimbursement basis.

IPELRA (Illinois Public Employment and Labor Relations Association): Organization dedicated to best practices in labor management and contract negotiation.

IPWMAN (Illinois Public Works Mutual Aid Network): Mutual aid network of Public Works agencies organized to respond to an area or community that has experienced an emergency situation and has exhausted responder resources.

KDOT: Kane County Department of Transportation

Kilowatt-Hour: A kilowatt hour is a unit of measure used to describe the amount of electricity used by a homeowner, business, or other entity for a defined period of time. State law now requires that the utility tax imposed by the Village for electricity be based on the number of kilowatt-hours used instead of the gross charges.

L.E.A.D.S. (Law Enforcement Agencies Data System): Statewide, computerized, telecommunications system, maintained by the Illinois State Police, designed to provide the Illinois criminal justice community with access to computerized justice related information at both the state and national level.

Levy: (Verb) To impose taxes, special assessments or service charges for the support of governmental activities, usually based on the assessed value of property. (Noun) The total amount of property taxes imposed by the Village for a specific year.

Liability: Debt or other legal obligations arising out of transactions in the past which must be liquidated renewed or refunded at some future date.

Liquidity: The amount of cash and easily sold securities a local government has at one time.

Major Fund: A classification given to a fund when the fund's total assets, liabilities, revenues or expenditures/expenses is equal to or greater than 10% of the total Governmental Fund or Enterprise Fund total of that category (whichever category the fund belongs to) *and* 5% of the total Governmental and Enterprise total combined for that category. The General Fund is always classified as a Major Fund. Funds which do not pass this test are considered a Nonmajor Fund.

Modified Accrual Accounting: A basis of accounting used by Governmental Fund types in which revenues are recorded when collectable within the current period or soon enough thereafter to be used to pay liabilities of the current period, and, expenditures are recognized when the related liability is incurred.

MFT (Motor Fuel Tax): The Motor Fuel Tax is a tax on fuel consumption imposed and collected by the State. Distribution of the tax to municipalities is based on the municipality's certified population. North Aurora's MFT revenue is recorded in a separate fund due to the restrictions on the type of expenditures that North Aurora may fund with MFT revenues.

MIU (Meter Interface Unit): A device attached to the outside of a structure that is wired to the water meter and allows the meter read to be transmitted via radio.

MPLS (Multi-Protocol Labeling Switch): The MPLS Fractional 1.5 mbps T1 connects the Village's Microsoft Exchange Server which is located at 200 S. Lincolnway, to the Village Hall to create one Village-wide email network. In addition, the MPLS carries information related to the Village's Local

Access Network (LAN) such as working files and folders. The MPLS is also used to carry phone traffic between the police facility and Village Hall.

Municipality: A term used to describe a unit of government in Illinois such as a city, Village or town.

Non Home Rule Municipality: A municipality that can only take action specifically allowed to take by State Statutes.

Nonmajor Fund: A classification given to a fund when the fund's total assets, liabilities, revenues or expenditures/expenses is not equal to or greater than 10% of the total Governmental Fund or Enterprise Fund total of that category (whichever category the fund belongs to) *or* is not equal to 5% of the total Governmental and Enterprise total combined for that category. Funds which do pass this test are considered Major Funds.

NPDES (National Pollution Discharge Elimination System): The NPDES is the U.S. Environmental Protection Agency's permit programs controls water pollution by regulating point sources that discharge pollutants into waters of the United States. One program of the NPDES is the SSO (Sanitary Sewer Overflow) program designed to regulate and reduce occasional unintentional discharges of raw sewage from municipal sanitary sewers into the water systems, which happen in almost every system. These types of discharges are called sanitary sewer overflows (SSOs). SSOs have a variety of causes, including but not limited to severe weather, improper system operation and maintenance, and vandalism. EPA estimates that there are at least 40,000 SSOs each year.

OTB (Off-Track Betting): The Village has an off-track betting tax of 1% of gross proceeds for the off-track betting facility in North Aurora.

PACT (Police and Citizens Together): A police department initiative which aims to improve communication between the police department and the public it serves.

Pension: Future payments made to an eligible employee after that employee has left employment or retired. Pensions for police officers' are based on the number of years of service working for the Village and the employee's salary at the time the employee either left employment or retired.

Per Capita: Per capita is a term used to describe the amount of something for every resident living within the Village. For example, the Village receives annually approximately \$144 a year per capita from the State as its share of the State income tax revenue.

Performance Indicators: Specific quantitative (can be defined in numerical terms) and qualitative (cannot be counted, use of measures that require descriptive answers) measures of work performed as an objective of the department.

Portfolio: A list of investments for a specific fund or group of funds.

Private Sector: Businesses owned and operated by private individuals, as opposed to government-owned operations.

PTELL: An acronym which stands for Property Tax Extension Limitation Law which simplified are a set of laws which restrict the amount most non home rule municipalities can increase property taxes by inflation, plus

an allowance to extend the rate on new construction.

Public Hearing: An official forum called for the purpose of soliciting input from residents, businesses, and other stakeholders regarding a topic, plan or document. Illinois State law requires municipalities to hold a public hearing on the budget for the coming fiscal year before the budget is approved by the Board.

Property Tax: A tax based on the assessed value of real property.

Proprietary Fund Types: The classification used to account for a Village's ongoing organizations and activities that are similar to those often found in the private sector (i.e., enterprise and internal services funds). All assets, liabilities, equities, revenues, expenses and transfers relating to the government's business and quasi-business activities are accounted for through proprietary funds.

Referendum: The submission of a proposed public measure, law or question, which has been submitted by legislature, convention or council, to a vote of the people for ratification or rejection.

RFP (Request for Proposal): A document used to request specific information from vendors regarding the scope of goods or services they can provide to meet a specific need of the Village as well as their proposed cost of providing those goods or services.

Restricted Net Assets: The portion of net assets that is held for a specific purpose. The Village would typically restrict assets for debt service.

Revenues: Funds or monies that the government receives. It includes such items as tax receipts, fees from specific services, receipts from other governments, fines, forfeitures, grants, shared revenues, interest income and other financing sources.

Special Revenue Funds: Funds used to account for revenues derived from specific taxes or other earmarked revenue sources which, by law, are designated to finance particular functions or activities of government and which therefore can not be diverted to other uses.

(SSA) Special Service Area: An area of property legally designated by the Village which provides a means for the Village to levy and raise property taxes only from those properties within the area for services that specifically benefit the area subject to taxation. The Village has a total of twenty-nine Special Service Areas of which twenty have a separate property tax currently levied.

STP (Surface Transportation Program): Provides flexible funding that may be used by States and localities for projects to preserve and improve the conditions and performance on any Federal-aid highway, bridge and tunnel projects on any public road, pedestrian and bicycle infrastructure, and transit capital projects, including intercity bus terminals.

Sworn: A term used to describe police personnel who are hired by the Police Commission.

Tax Levy: The total amount of property taxes to be requested by the Village based on the

budget for the year. This tax levy is then submitted to the County who determines based on the “tax cap” laws what the total tax extension is allowed to the Village.

Tax Rate: The amount of property tax levied or extended for each \$100 of assessed valuation.

TIF (Tax-Increment Financing): A redevelopment tool available for use by municipalities where the Village’s cost of providing assistance with capital improvements, public improvements and development or redevelopment of properties within the legally designated area are funded by the future incremental property taxes generated by the development.

TIF District: An area of property within the Village legally defined by a municipality that meets all the necessary requirements to be eligible for TIF.

Trust and Agency Funds: Funds used to account for assets held by the Village in a trustee capacity or as an agent for individuals, private organizations, other governments, and/or other funds.

Unrestricted Net Assets: That portion of net assets that is neither restricted nor invested in capital assets (net of related debt). Unrestricted net assets are typically used as the “fund balance” equivalent for Proprietary Fund.